

Vermont Center for Justice Research

Bureau of Justice Statistics Final Report

November 30, 2009

BJIS Grant #: 2008-BJ-CX-K049

In the Legislative Session for 1997-1998, the Vermont Legislature passed a comprehensive act, known as Act 117, aimed at reducing Driving Under the Influence offenses and the resulting traffic accidents and fatalities.

The Act represented a holistic approach to decreasing DUI offenses. There is a strong education component which focuses on prevention as well as post-offense. The Act created the Coordinator for Alcohol and Traffic Safety Programs, who is responsible for coordinating all the programs and monitoring the incidence of DUI in the state. The Act also focuses on DUI enforcement and processing in the courts. It is this part of the Act that this study focused on.

The Legislature findings in the beginning of the Act illustrate the philosophy of DUI enforcement changes in the bill:

(8) There is no credible evidence that legislation that increases DUI penalties has any measurable effect on the incidence of DUI and DUI-related fatalities, while laws designed to increase the certainty of apprehension and punishment have had a deterrent effect. Emphasis must be on increased detection of DUI and stricter enforcement of DUI laws.

(9) Vermont's existing DUI laws are already some of the toughest in the country. Despite these tough laws, many persons who are arrested and convicted of DUI continue to drink and drive.¹

Accordingly, the Legislature made changes to increase DUI arrests, to support enforcement of driver suspension laws, and to support swift disposition of cases in criminal court. Section 1 of this report examines the effect of Act 117 on DUI arrests and court processing. Section II examines the recidivism rate and typology of DUI offenders.

¹ 1998 VT ALS 117 § 1(A) (8) and (9) (1998)

Impact of Act 117 on the Courts

DUI ARRESTS

The Legislature found:

(13) More arrests for Dui will enhance prevention as well as intervention efforts.

(14) Increased law enforcement activity directed at Dui enforcement and apprehension of dui offenders is the most important component of a comprehensive and effective Dui prevention and enforcement program.

To achieve these goals, a comprehensive approach to law enforcement detection was developed. Multi-agency grants were awarded for cooperative efforts, monies were made available for increased enforcement during peak holiday times, Drug Recognition Experts were trained. Funds have also been used to purchase equipment for police to aid in the detection and conviction of DUI offenders, such as hand held breathalyzers, in car VHS recording equipment and speed monitoring equipment.²

ANALYSIS:

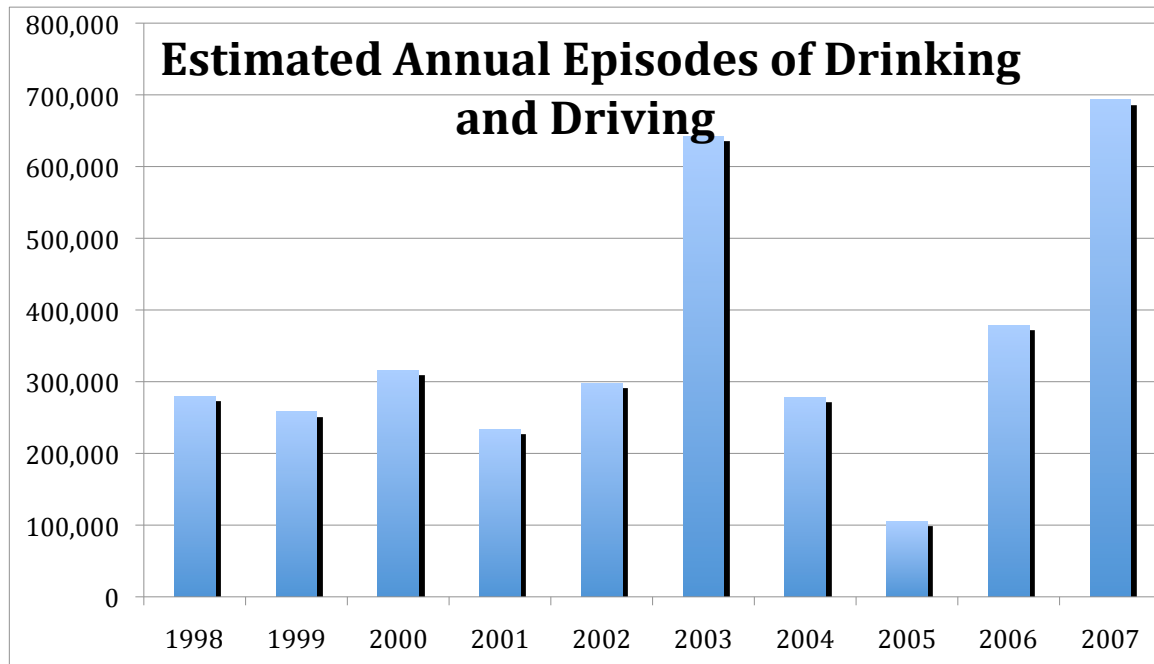
In 1992, Vermont began the change over from UCR crime reporting to NIBRS. Full agency participation and NIBRS compliance was not achieved until 1997. Accordingly, comparisons between the pre-1997 period are discouraged. The following table shows the number of arrests for DUI and DUI refusal for FY1997-FY2007:

VERMONT DUI ARRESTS REPORTED TO VIBRS, FY98 - FY07

Offense Year	DUI	DUI Refusal	Total
FY98	2,532	74	2,606
FY99	3,444	103	3,547
FY00	3,465	87	3,552
FY01	3,426	81	3,507
FY02	3,997	67	4,064
FY03	3,423	74	3,497
FY04	3,540	73	3,613
FY05	3,743	72	3,815
FY06	3,849	136	3,985
FY07	3,431	182	3,613
Total	34,850	949	35,799

² **Report of Activity Related to DUI**, Governor's Highway Safety Committee, 2009.

DUI arrests patterns fluctuated greatly during the observed years. During the same time period, the estimated annual drinking and driving episodes also varied³:



Year	% Change in DUI Arrests	% Change in DUI Episodes
1998-1999	36%	-8%
1999-2000	.6%	22%
2000-2001	-1%	-26%
2001-2002	17%	27%
2002-2003	-14%	115%
2003-2004	3%	-56%
2004-2005	6%	-62%
2005-2006	3%	260%
2006-2007	-10%	83%

As the fluctuations in arrest patterns do not mirror the fluctuations in estimated episode, it is likely that the variance in arrest patterns reflects variances in

³ Figures are estimated from annual BFRSS survey results.

enforcement patterns and practices. It should be noted that about .5% of all arrests for DUI happen during the two week period of increased enforcement efforts during the December holidays. ⁴

CASE PROCESSING

The Legislature found that Vermont’s existing DUI laws were among the toughest in the country, and therefore did not increase punishments. ⁵ However, the legislature was concerned that the penalties were not certain enough, nor swift enough for the deterrent effect to be had on society.

Certainty

The certainty of conviction, in this study, is measured by conviction rates of the original charges as well as what original charges are amended to. That is, is a person arrested for DUI likely to be convicted of a DUI?

DUI- 1st Offense:⁶ - Conviction Rates of Final Charges

	92-97		98-07	
	N	%	N	%
Original Charges	17,459		33,615	
Final Charges **	14,787	84.7%	27,096	80.6%
Charges Dismissed				
By Court	469	3.2%	305	1.1%
By Prosecutor	2,947	19.9%	5,210	19.2%
Total	3,416	23.1%	5,515	20.4%
Charges Carried Forward	11,371	76.9%	21,581	79.6%
Charges to Trial				
Charges Acquitted	49	0.4%	62	0.3%

⁴ **Report of Activity Related to DUI**, Governor’s Highway Safety Committee, 2009

⁵ 1998 VT ALS 117 § 1(A) (9) (1998)

⁶ * Based on number of charges, not number of people.

** Does not include 30 charges with disposition "transferred for change of venue" or disposition unknown.

Charges Found Guilty	129	1.1%	132	0.6%
Total	178	1.6%	194	0.9%
Charges Disposed by Plea	11,193	98.4%	21,387	99.1%
Total Charges Convicted	11,322	99.6%	21,519	99.7%

The major difference in DUI 1st Offense case processing between the pre and post period is the percentage of cases dismissed (23.1% vs. 20.4%). The almost 3% decrease in dismissals comes mostly from a decrease in dismissals by the Court (3.2 %vs. 1.1%) There is nothing in Act 117 that limits the discretion of judges or otherwise interferes with judicial independence. There was a small decrease in dismissals by the Prosecution. (19.9% vs. 19.2%). This decrease could indicate that the cases are “stronger” than in the pre-period, and thus the deployment of law enforcement personnel and technology was successful.

The number of trials versus pleas buttresses the hypothesis that law enforcement techniques are responsible for stronger cases. The total percentage of cases going to trial dropped from 1.6% to .9%. Although the percentage of guilty verdicts dropped from 1.1% to .6%, in the 5 year pre-period there were 178 trials, as compared to the 194 trials in the 9 year post period. Also, the number of cases disposed by plea of guilty increased from 98.4% to 99.1%.

The same pattern is seen with DUI 2nd offense in dismissal rates and number of trials. Dismissals again dropped from 20.5 % in the pre-period with 18.8% in the post period. Again, with the largest drop in dismissals by the court (3.25% to 1.2%) there was, however, a slight increase in dismissals by the prosecutor from (17.3% to 17.7%). As with DUI 1st offense, the percentage of cases going to trial dropped from 2.2% to 1.1%. Although only .8% were found guilty, the number of guilty verdicts in the pre-period was 26 vs. 44 in the post-period.

DUI 2nd Offense:

	1992-1997		1998-2007	
	N	%	N	%
Original Charges	2,638		6,491	
Final Charges **	2,082	78.9%	5,137	79.1%
Charges Dismissed				
By Court	66	3.2%	60	1.2%
By Prosecutor	361	17.3%	908	17.7%
Total	427	20.5%	968	18.8%
Charges Carried	1,655	79.5%	4,169	81.2%

Forward				
Charges to Trial				
Charges				
Acquitted	11	0.7%	11	0.3%
Charges Found				
Guilty	26	1.6%	33	0.8%
Total	37	2.2%	44	1.1%
Charges Disposed by Plea	1,618	97.8%	4,125	98.9%
Total Charges Convicted	1,644	99.3%	4,158	99.7%

Felony DUI 3rd and subsequent

	1992-1997		1998-2007	
	N	%	N	%
Original Charges	2,622		4,604	
Final Charges **	1,856	70.8%	3,623	78.7%
Charges Dismissed				
By Court	56	3.0%	56	1.5%
By Prosecutor	341	18.4%	685	18.9%
Total	397	21.4%	741	20.5%
Charges Carried Forward	1,459	78.6%	2,882	79.5%
Charges to Trial				
Charges Acquitted	14	1.0%	22	0.8%
Charges Found Guilty	40	2.7%	45	1.6%
Total	54	3.7%	67	2.3%
Charges Disposed by Plea	1,405	96.3%	2,815	97.7%

Total Charges Convicted	1,445	99.0%	2,860	99.2%
-------------------------	-------	-------	-------	-------

Felony DUI case processing also supports the law enforcement hypothesis. Again, the largest decrease was in dismissals and overall percentage of cases going to trial. Judicial dismissals dropped from 3% to 1.5% whilst prosecutor dismissals increased slightly from 18.4% to 20.5%. The percentage cases going to trial decreased from 3.7% to 2.3%, while the number of those guilty increased only slightly from 40 to 45. It is likely that stronger cases are making their way to the court system, eliminating the ability of the courts to dismiss cases or for defendants to pursue a trial.

Amended Charges

Although Act 117 was not expressly concerned with the amendment of charge processes, the idea of being convicted of the offense one was charged with, or at least an offense that is as serious as the offense one was charged with, is central to the idea of deterrence. This section explores the number of cases that were amended and convicted of an offense other than the one originally charged.

DUI 1- Amended Charges

Convicted Amended Charge	1992-1997		1998-2007	
	N	%	N	%
Felony:				
DUI 3rd & Subsequent	19	0.72%	48	0.75%
DUI Injury Resulting	2	0.08%	1	0.02%
Careless & Negligent Operation	2	0.08%	8	0.12%
Total Convicted Felony Offenses	23	0.87%	57	0.89%
Misdemeanor:				
DUI 2nd	53	2.01%	82	1.27%
DUI Unknown	38	1.44%	3	0.05%
DUI Refusal	4	0.15%	3	0.05%
DUI Drugs	0	0.00%	17	0.26%
Careless & Negligent Operation	2,471	93.92%	6,179	96.07%
Possession of Alcohol	2	0.08%	10	0.16%
Simple Assault	0	0.00%	1	0.02%
Disorderly Conduct	28	1.06%	46	0.72%

DLS	0	0.00%	3	0.05%
Drinking While Driving	1	0.04%	3	0.05%
Boating Under the Influence	0	0.00%	1	0.02%
False Representation	2	0.08%	5	0.08%
Leaving Scene of Accident	2	0.08%	3	0.05%
Unlawful Mischief	0	0.00%	2	0.03%
Operating Without Owner's Consent	0	0.00%	1	0.02%
Possession of Marijuana	2	0.08%	2	0.03%
Reckless Endangerment	0	0.00%	11	0.17%
Snowmobiling Under Influence	0	0.00%	2	0.03%
Other	3	0.11%	1	0.02%
Total Final Misdemeanor Offenses	2,608	0.75%	6,375	
Total	2,631		6,432	

In both the pre and post period, about .9% of DUI 1st cases were amended upwards to a felony. Careless and Negligent Operation increased about 2% in the pre and post period.

DUI 2nd Amended Final Convictions

Convicted Amended Charge	1992-1997		1998-2007	
	N	%	N	%
Felony:				
DUI 3rd & Subsequent	12	2%	33	2.5%
Total Convicted Felony Offenses	12	2%	33	2.5%
Misdemeanor:				
DUI 1st	247	46%	579	44%
DUI Other	5	1%	1	3.7%
DUI Refusal	2	0%	9	.6%
Careless & Negligent Operation	269	50%	688	52%
Other	2	0%	9	.6%
Total Final Misdemeanor Offenses	525	98%	1,286	

Total	537	1,324
-------	-----	-------

As with DUI 1st offense, a small amount of cases were amended upwards. The amendment downwards to DUI 1st offense decreased slightly, and the departure to Careless and Negligent operation increased slightly.

DUI 3rd Amended Final Convictions

Convicted Amended Charge	1992-2007		1998-2007	
	N	%	N	%
Felony:				
Careless & Negligent Operation	4	.54%	25	2.69%
DUI Refusal	7	.95%	30	3.22%
Other	6	.8%	1	.11%
Total Convicted Felony Offenses	17	2.31%	56	6.02%
Misdemeanor:				
DUI 1st	151	20.52%	150	16.11%
DUI 2nd	426	57.88%	493	52.95%
DUI Unknown	3	.41%	1	.11%
DUI Drugs	0	0.00%	3	.32%
DUI Refusal	2	.27%	3	.32%
Disorderly Conduct	0	0.00%	4	.43%
False Representation	0	0.00%	1	..11%

Leaving Scene of Accident	1	.41%	1	.11%
Careless & Negligent Operation	131	17.8%	217	23.31%
Operate ATV Under Influence	0	0.00%	1	.11%
Other	3	.41%	1	.11%
Total Final Misdemeanor Offenses	719	97.69%	875	93.8%
Total	736		931	

The overall number of departures during the study period dropped, from an average of 147.2 per year in the pre-period to 116.37 in the post-period. In both periods, the majority of departures were to other DUI or motor vehicle offenses.

Swiftiness

Although the Legislature was concerned with the speed at which cases were disposed, no part of the Act specifically addresses the disposition times of criminal cases. Nonetheless, disposition times did decrease. This again could be a product of stronger cases and thus a willingness to plead guilty earlier in the process.

DUI 1st Offense

1992-1997		1998-2007	
N	Mean # Days to Disposition	N	Mean # Days to Disposition

NOT AMENDED				
Dismissed by Court	454	816.01	293	449.93
Nolle Prosequi	2,687	154.92	5,045	76.86
Disposed by Plea	10,808	61.82	20,844	52.19
Disposed by Trial	177	221.68	194	298.96
Overall	14,126	105.77	26,376	63.14
AMENDED				
Dismissed by Court	2	1,086.50	4	589.50
Nolle Prosequi	15	622.20	42	197.40
Disposed by Plea	2,581	95.86	6,340	78.51
Disposed by Trial	2	176.50	5	283.00
Overall	2,600	99.72	6,391	79.78
TOTAL				
Dismissed by Court	456	817.20	297	451.81
Nolle Prosequi	2,702	157.51	5,087	77.86
Disposed by Plea	13,389	68.38	27,184	58.33
Disposed by Trial	179	221.18	199	298.56
Overall	16,726	104.83	32,767	66.39

For DUI 1st offense, the only increase in case processing time was for those disposed of by a trial. The largest decrease in time occurred in those cases that were dismissed by either the court or the prosecution. The average number of days it took the court to dismiss the case dropped 44% from 817.20 to 451.81 days. Likewise the cases dismissed by the prosecution dropped by 50% from an average of 157.51 days to an average of 77.86 days.

DUI 2nd offense

	1992-1997		1998-2007	
	N	Mean # Days to Disposition	N	Mean # Days to Disposition
NOT AMENDED				
Dismissed by Court	64	750.53	60	233.82
Nolle Prosequi	342	222.64	894	134.24
Disposed by Plea	1,590	86.35	4,076	87.39
Disposed by Trial	37	202.22	44	245.52
Overall	2,033	132.30	5,074	98.75

AMENDED				
Dismissed by Court	1	2,975.00	1	0.00
Nolle Prosequi	10	184.60	16	116.81
Disposed by Plea	525	136.28	1,312	114.19
Disposed by Trial	7	267.14	2	671.50
Overall	543	144.08	1,331	114.97
TOTAL				
Dismissed by Court	65	784.75	61	229.98
Nolle Prosequi	352	221.56	910	133.94
Disposed by Plea	2,115	98.74	5,388	93.91
Disposed by Trial	44	212.55	46	264.04
Overall	2,576	134.78	6,405	102.12

Again, the same pattern appears with disposition times in DUI 2nd cases as with DUI 1st cases. Those cases that went to trial increased in days to disposition, whilst those that were dismissed or disposed of by guilty plea decreased in days to disposition.

DUI 3rd and subsequent

	1992-1997		1997-2007	
	N	Mean # Days to Disposition	N	Mean # Days to Disposition
NOT AMENDED				
Dismissed by Court	53	937.36	55	238.98
Nolle Prosequi	335	239.52	674	213.52
Disposed by Plea	1,393	175.81	2,807	188.88
Disposed by Trial	54	283.39	66	385.27
Overall	1,835	212.60	3,602	197.86

AMENDED				
Dismissed by Court	0	-	2	135.50
Nolle Prosequi	12	225.75	26	157.58
Disposed by Plea	724	161.60	925	183.14
Disposed by Trial	10	403.10	5	456.00
Overall	746	165.87	958	183.77
TOTAL				
Dismissed by Court	53	937.36	57	235.35
Nolle Prosequi	347	239.04	700	211.44
Disposed by Plea	2,117	170.95	3,732	187.46
Disposed by Trial	64	302.09	71	390.25
Overall	2,581	199.09	4,560	194.90

The case processing for DUI 3rd offense and subsequent does not follow the same pattern as for the misdemeanor offenses. The overall decrease in disposition time was only 4 days, whilst disposition times for guilty pleas increased 17 days and for trials, almost 90 days. As with the misdemeanor offenses, disposition times for those dismissed by the prosecution decreased. The increase in time to disposition may be a reflection of the seriousness of the offense, court dockets and/or other internal court practices.

Severity

The Legislature did not change the sentencing scheme for DUI offenses, as in 1997 the Vermont laws were amongst the toughest in the nation. However, in 2000 the legislature changed the penalties for DUI 2nd and DUI 3rd. The 2000 change for DUI 2nd eliminated the requirement that the defendant serve 48 hours in custody, and replaced it with a 200 hours community service or 60 hours of confinement that could only be waived for credit in an alcohol rehabilitation facility. The changes to DUI 3rd added at least 400 hours of community service, and 100 consecutive hours of confinement, which again could be waived for treatment. ⁷

DUI 1st offense

--	--	--	--

⁷ 2000 Vt. ALSO 160 (2000)

Sentence Type:	1992-1997		1998-2007	
Incarceration	341	3.0%	872	4.1%
Split Sentence	407	3.6%	1,113	5.2%
Probation	2,732	24.1%	5,895	27.4%
Deferred	14	0.1%	62	0.3%
Fine/Restitution	7,749	68.4%	13,511	62.8%
Other	12	0.1%	1	0.0%
Unknown	67	0.6%	65	0.3%
Total	11,322		21,519	

In the court data, the sentence of Pre-Approved Furlough (where the defendant is not actually incarcerated, but rather works on the work crew) appears as a sentence of incarceration. A majority of defendants are sentenced to a fine, however in the post period sentences to probation increased 3% while the fines decreased 6%.

DUI 2nd Offense

Sentence Type:	1992-1997		1998-2007	
	N	%	N	%
	Incarceration	206	12.5%	474
Split Sentence	1,279	77.8%	2,605	62.7%
Probation	128	7.8%	1,012	24.3%
Deferred	0	0.0%	10	0.2%
Fine/Restitution	30	1.8%	50	1.2%

Other	0	0.0%	0	0.0%
Unknown	1	0.1%	7	0.2%
Total	1,644		4,158	

The most noticeable difference between the pre and post period is the increased use of probation as a sentence for DUI 2nd offense. Accounting for only 7.8% of the sentences during the pre-period, in the post period probation accounted for 24.3% of the sentences. The shift comes from a decline in split sentences and straight incarceration.

DUI 3rd and Subsequent

	1992-1997		1998-2007	
	N	%	N	%
Sentence Type:				
Incarceration	812	56.2%	2,256	78.9%
Split Sentence	503	34.8%	417	14.6%
Probation	108	7.5%	176	6.2%
Deferred	1	0.1%	5	0.2%
Fine/Restitution	14	1.0%	3	0.1%
Other	0	0.0%	0	0.0%
Unknown	7	0.5%	3	0.1%
Total	1,445		2,860	

In the post-period sentences to incarceration rose 22%, from 56.2% of the sentences to 78.9% of the sentences. The sentence to incarceration, however, may be reflecting a sentence to the care of the Department of Corrections for treatment

in the alcohol treatment program and not a sentence of actual time served in a jail facility. However, the average minimum time a defendant was sentenced to incarceration increased slightly from .97 years to 1.23 years and the average maximum sentence increased from 3.6 years to 4 years.

DUI 3rd and subsequent- Incarceration

	1992-1997	1998-2007
Minimum Sentence Length (years)		
Minimum	0.000	0.000
Maximum	5.000	6.000
Mean	0.974	1.233
Median	1.000	1.000
Standard Deviation	0.715	0.716
N	842	2,351
Maximum Sentence Length (years)		
Minimum	0.016	0.123
Maximum	15.000	30.000
Mean	3.613	4.038
Median	3.006	4.000
Standard Deviation	1.266	1.360
N	842	2,351

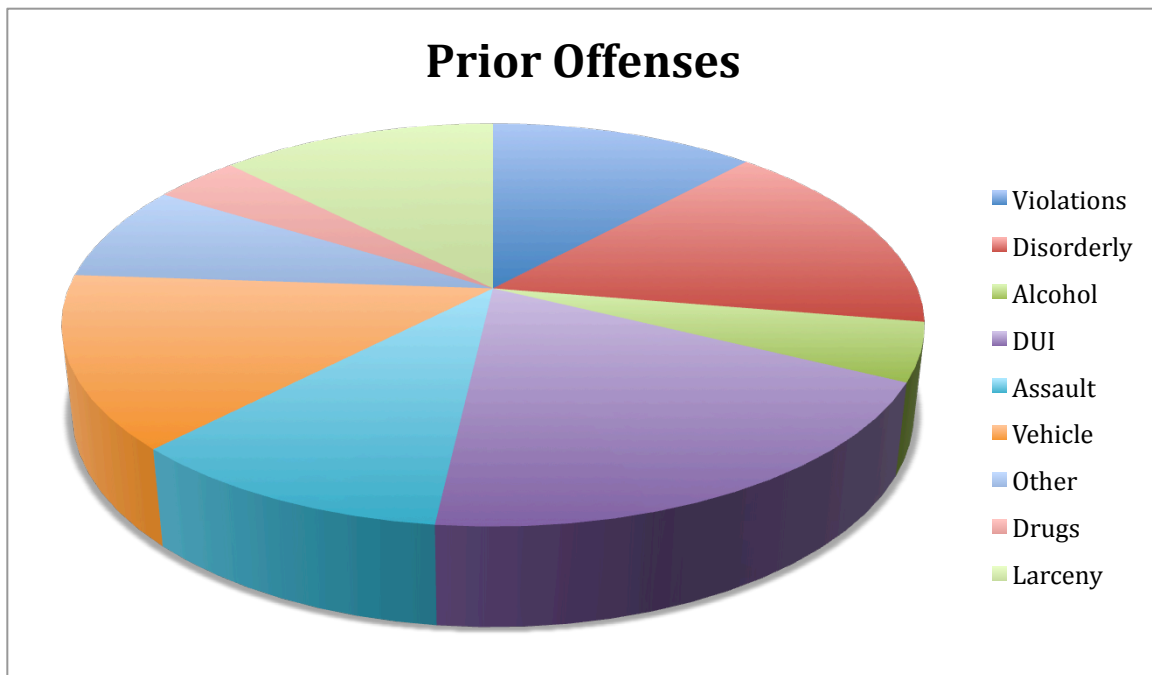
Felony DUI Offenders and Recidivism Rates

This section does not compare pre and post Act 117 periods. Instead, it builds on prior research VCJR has done on DUI felony offenders and sentencing. To create a profile of the typical DUI felony offender, all those convicted of DUI 3 or subsequent in the year 2002-2006 were used.

There were 1465 felony defendants with an average age of 37.8. Eighty-five percent were male (1250) and 15% were female (196).

For 65.4% of the defendants, the DUI 3rd was their first felony conviction. Forty-four percent of the defendants had only the requisite 2 prior misdemeanor convictions for DUIs. However, the average number of misdemeanor convictions was 5. Sixty percent of the defendants had at least one Failure to Appear conviction, with the average being 4.3 convictions per defendant. Additionally 47% had violated probation in the past.

The following chart illustrates the distribution of prior convictions across the cohort. The predicate DUI offenses accounted for 19% of the prior convictions. Disorderly conduct violations accounted for 16%, while vehicle offenses accounted for 14%. Larceny crimes accounted for 17% of the prior convictions. . Violations of probation, conditions of release or escape charges were represented at 12%. Prior drug offenses accounted for 4% and prior alcohol offense at 5%



Recidivism

Recidivism was measured on those defendants who had a felony DUI conviction in 2002. Recidivism was measured by a new conviction where the offense date of the new conviction was after the date of the 2002 conviction.

As mentioned above, the sentence of pre-approved furlough appears in the court data and the criminal histories as a sentence of incarceration, even though the defendant might never have served actual time. In a prior study, it was determined that felony DUI are often sentenced to pre-approved furlough. Accordingly the recidivism is measured by the disposition date of the cohort charge, and not from a release date.

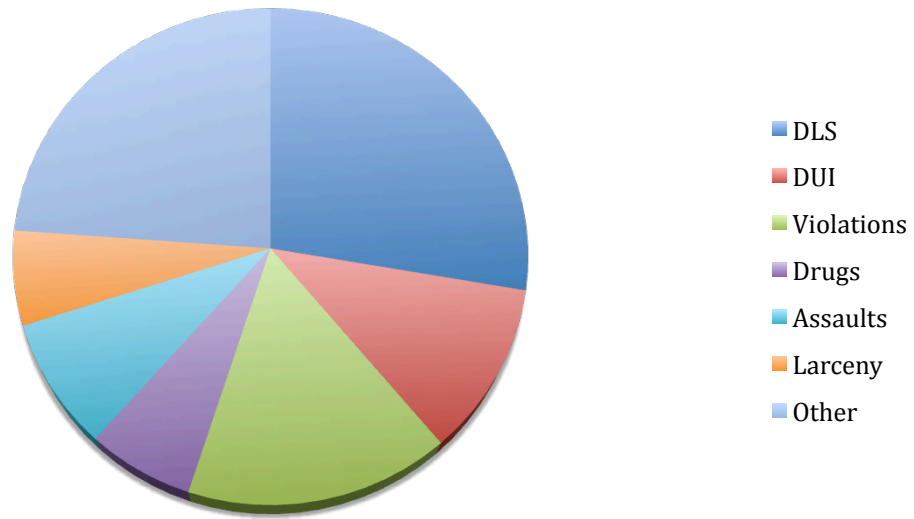
Of the 306 defendants with a felony DUI conviction in 2002, 105 (34%) re-offended by 2008. Those 105 people were responsible for 260 new criminal convictions. The average number of new convictions was 2.5. However the most common number of new convictions was one.

Number of People	Number of New Convictions
44	1
23	2
15	3
9	4
5	5
3	6
1	7
4	8
1	10

The most common new offense was for driving on a suspended license with 72 new convictions (28% of all new convictions). Twenty five offenders had a new DUI offense, with a total of 29 new convictions. New convictions related to the sentence, such as probation violations, violations of conditions of release or escape charges accounted for 41 new convictions, or 12% of the total new convictions. There were only 17 new drug related convictions, or 7% of the new convictions, while assaults and larceny each accounted for 6%.

Combining the driving on a suspended license convictions with the more traditional violations of sentences, 44% of all new convictions were related to the original sentence.

New Convictions



The new offenses appear to be consistent with the prior criminal histories observed above. That is DUI felony offenders engage in a wide variety of criminal behavior. However, it is important to note that in the recidivism cohort, most of the new offenses were related to the original sentence, such as driving on a suspended license.

**VERMONT STATEWIDE DISTRICT COURT
ORIGINAL CHARGE = MISDEMEANOR DUI 1ST
OFFENSE DATE = FY92-FY97, DISPOSITION DATE = FY92-FY07
AMENDED CHARGE SENTENCE TYPE**

Convicted Amended Charge	Incarceration	Split Sentence	Probation	Sentence Deferred	Fine Only	Fine / Restitution	Other	Missing / Unknown	Total
Felony:									
DUI 3rd & Subsequent	13	3	3	0	0	0	0	0	19
DUI Injury Resulting	0	1	1	0	0	0	0	0	2
Careless & Negligent Operation	0	1	1	0	0	0	0	0	2
Total Convicted Felony Offenses	13	5	5	0	0	0	0	0	23
Misdemeanor:									
DUI 2nd	1	40	4	2	6	0	0	0	53
DUI Unknown	1	0	7	0	28	1	0	1	38
DUI Refusal	0	0	1	0	3	0	0	0	4
Careless & Negligent Operation	36	43	704	3	1,638	27	10	10	2,471
Possession of Alcohol	0	0	0	0	2	0	0	0	2
Disorderly Conduct	1	0	5	1	21	0	0	0	28
Drinking While Driving	0	0	0	0	1	0	0	0	1
Attempting to Elude	1	1	0	0	0	0	0	0	2
False Representation	0	0	0	0	2	0	0	0	2
Leaving Scene of Accident	0	1	0	1	0	0	0	0	2
Municipal Ordinance	0	0	0	0	1	0	0	0	1
Possession of Marijuana	0	0	0	1	1	0	0	0	2
Reckless Endangerment	1	0	0	0	0	0	0	0	1
Speeding	0	0	0	0	1	0	0	0	1
Total Final Misdemeanor Offenses	41	85	721	8	1,704	28	10	11	2,608
Total	54	90	726	8	1,704	28	10	11	2,631

NOTE: Not the official record of the State or of the Courts.

* Based on the number of charges, not the number of people.

Produced by the Vermont Center for Justice Research, 02/09.

C:\SJS5\Dispos\DUI Amended Sentence Type.xls-Before

VERMONT STATEWIDE DISTRICT COURT
ORIGINAL CHARGE = MISDEMEANOR DUI 2ND
OFFENSE DATE = FY92-FY97, DISPOSITION DATE = FY92-FY07
AMENDED CHARGE SENTENCE TYPE

Convicted Amended Charge	Incarceration	Split Sentence	Probation	Fine Only	Fine / Restitution	Missing / Unknown	Total
Felony:							
DUI 3rd & Subsequent	6	5	1	0	0	0	12
Total Convicted Felony Offenses	6	5	1	0	0	0	12
Misdemeanor:							
DUI 1st	9	32	144	61	0	1	247
DUI Unknown	0	1	0	4	0	0	5
DUI Refusal	0	1	1	0	0	0	2
Careless & Negligent Operation	12	43	149	62	3	0	269
Reckless Endangerment	0	1	1	0	0	0	2
Total Final Misdemeanor Offenses	21	78	295	127	3	1	525
Total	27	83	296	127	3	1	537

NOTE: Not the official record of the State or of the Courts.
 * Based on the number of charges, not the number of people.

Produced by the Vermont Center for Justice Research, 02/09.
 C:\SJS5\Dispos\DUI Amended Sentence Type.xls-Before

VERMONT STATEWIDE DISTRICT COURT
ORIGINAL CHARGE = MISDEMEANOR DUI UNKNOWN
OFFENSE DATE = FY92-FY97, DISPOSITION DATE = FY92-FY07
AMENDED CHARGE SENTENCE TYPE

Convicted Amended Charge	Incarceration	Split Sentence	Probation	Fine Only	Fine / Restitution	Total
Felony:						
DUI 3rd & Subsequent	0	1	0	0	0	1
Total Convicted Felony Offenses	0	1	0	0	0	1
Misdemeanor:						
DUI 1st	1	0	20	28	1	50
DUI 2nd	0	1	0	0	0	1
Attempting to Elude	0	0	1	0	0	1
Careless & Negligent Operation	5	1	65	104	1	176
Possession of Alcohol	0	0	1	0	0	1
Total Final Misdemeanor Offenses	6	2	87	132	2	229
Total	6	3	87	132	2	230

NOTE: Not the official record of the State or of the Courts.
 * Based on the number of charges, not the number of people.

Produced by the Vermont Center for Justice Research, 02/09.
 C:\SJS5\Dispos\DUI Amended Sentence Type.xls-Before

VERMONT STATEWIDE DISTRICT COURT
ORIGINAL CHARGE = MISDEMEANOR DUI DRUGS
OFFENSE DATE = FY92-FY97, DISPOSITION DATE = FY92-FY07
AMENDED CHARGE SENTENCE TYPE

Convicted Amended Charge	Incarceration	Split Sentence	Probation	Fine Only	Fine / Restitution	Total
Misdemeanor:						
DUI 1st	0	0	0	1	0	1
Careless & Negligent Operation	0	0	1	1	0	2
Total Final Misdemeanor Offenses	0	0	1	2	0	3

NOTE: Not the official record of the State or of the Courts.

* Based on the number of charges, not the number of people.

Produced by the Vermont Center for Justice Research, 02/09.

C:\SJS5\Dispos\DUI Amended Sentence Type.xls-Before

VERMONT STATEWIDE DISTRICT COURT
ORIGINAL CHARGE = MISDEMEANOR DUI REFUSAL
OFFENSE DATE = FY92-FY97, DISPOSITION DATE = FY92-FY07
AMENDED CHARGE SENTENCE TYPE

Convicted Amended Charge	Incarceration	Split Sentence	Probation	Sentence Deferred	Fine Only	Fine / Restitution	Total
Felony:							
DUI 3rd & Subsequent	3	2	1	0	1	0	7
DUI Refusal	0	2	0	0	0	0	2
Total Convicted Felony Offenses	3	4	1	0	1	0	9
Misdemeanor:							
DUI 1st	7	4	46	0	161	3	221
DUI 2nd	1	12	1	0	1	0	15
DUI Unknown	0	0	3	0	12	0	15
Careless & Negligent Operation	2	4	38	0	65	1	110
Disorderly Conduct	0	0	1	1	2	0	4
Total Final Misdemeanor Offenses	10	20	89	1	241	4	365
Total	13	24	90	1	242	4	374

NOTE: Not the official record of the State or of the Courts.

* Based on the number of charges, not the number of people.

Produced by the Vermont Center for Justice Research, 02/09.

C:\SJS5\Dispos\DUI Amended Sentence Type.xls-Before

**VERMONT STATEWIDE DISTRICT COURT
ORIGINAL CHARGE = FELONY DUI 3RD & SUBSEQUENT
OFFENSE DATE = FY92-FY97, DISPOSITION DATE = FY92-FY07
AMENDED CHARGE SENTENCE TYPE**

Convicted Amended Charge	Incarceration	Split Sentence	Probation	Sentence Deferred	Fine Only	Total
Felony:						
DUI Injury Resulting	1	0	0	0	0	1
DUI Unknown	4	1	0	0	0	5
Careless & Negligent Operation	2	0	2	0	0	4
DUI Refusal	5	1	1	0	0	7
Total Convicted Felony Offenses	12	2	3	0	0	17
Misdemeanor:						
DLS	0	1	0	0	0	1
DUI 1st	13	68	49	21	0	151
DUI 2nd	55	327	43	1	0	426
DUI Unknown	0	1	2	0	0	3
Attempting to Elude	0	0	1	0	0	1
Leaving Scene of Accident	0	1	0	0	0	1
Reckless Endangerment	0	0	3	0	0	3
Careless & Negligent Operation	14	31	61	23	2	131
DUI Refusal	1	1	0	0	0	2
Total Final Misdemeanor Offenses	83	430	159	45	2	719
Total	95	432	162	45	2	736

NOTE: Not the official record of the State or of the Courts.

* Based on the number of charges, not the number of people.

Produced by the Vermont Center for Justice Research, 02/09.

C:\SJS5\Dispos\DUI Amended Sentence Type.xls-Before

**VERMONT STATEWIDE DISTRICT COURT
ORIGINAL CHARGE = FELONY DUI DEATH RESULTING
OFFENSE DATE = FY92-FY97, DISPOSITION DATE = FY92-FY07
AMENDED CHARGE SENTENCE TYPE**

Convicted Amended Charge	Incarceration	Split Sentence	Probation	Sentence Deferred	Fine Only	Total
Felony:						
Careless & Negligent Operation	0	0	1	1	0	2
Total Convicted Felony Offenses	0	0	1	1	0	2

NOTE: Not the official record of the State or of the Courts.

* Based on the number of charges, not the number of people.

Produced by the Vermont Center for Justice Research, 02/09.

C:\SJS5\Dispos\DUI Amended Sentence Type.xls-Before

**VERMONT STATEWIDE DISTRICT COURT
ORIGINAL CHARGE = FELONY DUI INJURY RESULTING
OFFENSE DATE = FY92-FY97, DISPOSITION DATE = FY92-FY07
AMENDED CHARGE SENTENCE TYPE**

Convicted Amended Charge	Incarceration	Split Sentence	Probation	Fine Only	Missing / Unknown	Total
Felony:						
DUI 3rd & Subsequent	0	0	0	0	1	1
Careless & Negligent Operation	0	1	0	0	0	1
Total Convicted Felony Offenses	0	1	0	0	1	2
Misdemeanor:						
DUI 1st	0	2	6	1	0	9
DUI 2nd	0	1	0	0	0	1
DUI Unknown	0	0	1	0	0	1
Total Final Misdemeanor Offenses	0	3	7	1	0	11
Total	0	4	7	1	1	13

NOTE: Not the official record of the State or of the Courts.

* Based on the number of charges, not the number of people.

Produced by the Vermont Center for Justice Research, 02/09.

C:\SJS5\Dispos\DUI Amended Sentence Type.xls-Before

**VERMONT STATEWIDE DISTRICT COURT
ORIGINAL CHARGE = FELONY DUI UNKNOWN
OFFENSE DATE = FY92-FY97, DISPOSITION DATE = FY92-FY07
AMENDED CHARGE SENTENCE TYPE**

Convicted Amended Charge	Incarceration	Split Sentence	Probation	Fine Only	Missing / Unknown	Total
Misdemeanor:						
DUI 2nd	0	1	0	0	0	1
DUI Unknown	0	1	0	0	0	1
Total Final Misdemeanor Offenses	0	2	0	0	0	2

NOTE: Not the official record of the State or of the Courts.

* Based on the number of charges, not the number of people.

Produced by the Vermont Center for Justice Research, 02/09.

C:\SJS5\Dispos\DUI Amended Sentence Type.xls-Before

**VERMONT STATEWIDE DISTRICT COURT
ORIGINAL CHARGE = FELONY DUI REFUSAL
OFFENSE DATE = FY92-FY97, DISPOSITION DATE = FY92-FY07
AMENDED CHARGE SENTENCE TYPE**

Convicted Amended Charge	Incarceration	Split Sentence	Probation	Fine Only	Missing / Unknown	Total
Felony:						
DUI 3rd & Subsequent	8	5	3	1	0	17
Total Convicted Felony Offenses	8	5	3	1	0	17
Misdemeanor:						
DUI 1st	0	5	4	0	0	9
DUI 2nd	4	43	4	0	0	51
Careless & Negligent Operation	1	2	7	1	0	11
DUI Refusal	1	8	0	0	0	9
Total Final Misdemeanor Offenses	6	58	15	1	0	80
Total	14	63	18	2	0	97

NOTE: Not the official record of the State or of the Courts.

* Based on the number of charges, not the number of people.

Produced by the Vermont Center for Justice Research, 02/09.

C:\SJS5\Dispos\DUI Amended Sentence Type.xls-Before

**VERMONT STATEWIDE DISTRICT COURT
ORIGINAL CHARGE = MISDEMEANOR DUI 1ST
OFFENSE DATE = FY98-FY07, DISPOSITION DATE = FY98-FY07
AMENDED CHARGE SENTENCE TYPE**

Convicted Amended Charge	Incarceration	Split Sentence	Probation	Sentence Deferred	Fine Only	Fine / Restitution	Missing / Unknown	Total
Felony:								
DUI 3rd & Subsequent	37	5	6	0	0	0	0	48
DUI Injury Resulting	0	1	0	0	0	0	0	1
Careless & Negligent Operation	0	0	2	0	6	0	0	8
Total Convicted Felony Offenses	37	6	8	0	6	0	0	57
Misdemeanor:								
DUI 2nd	6	51	21	0	4	0	0	82
DUI Unknown	0	0	1	0	2	0	0	3
DUI Refusal	0	1	0	0	2	0	0	3
DUI Drugs	1	1	7	0	8	0	0	17
Careless & Negligent Operation	82	109	1,693	56	4,215	16	8	6,179
Possession of Alcohol	0	0	5	1	4	0	0	10
Simple Assault	0	0	0	1	0	0	0	1
Disorderly Conduct	2	0	12	1	30	1	0	46
DLS	0	1	0	0	2	0	0	3
Drinking While Driving	0	0	0	0	3	0	0	3
Boating Under the Influence	0	0	0	0	1	0	0	1
False Representation	0	0	2	0	3	0	0	5
Leaving Scene of Accident	0	0	1	0	1	1	0	3
Unlawful Mischief	0	0	2	0	0	0	0	2
Operating Without Owner's Consent	0	0	0	0	1	0	0	1
Possession of Marijuana	0	0	0	1	1	0	0	2
Reckless Endangerment	1	0	4	1	5	0	0	11
Snowmobiling Under Influence	0	0	0	0	2	0	0	2
Municipal Ordinance	0	0	0	0	1	0	0	1
Total Final Misdemeanor Offenses	92	163	1,748	61	4,285	18	8	6,375
Total	129	169	1,756	61	4,291	18	8	6,432

NOTE: Not the official record of the State or of the Courts.

* Based on the number of charges, not the number of people.

Produced by the Vermont Center for Justice Research, 02/09.

C:\SJS5\Dispos\DUI Amended Sentence Type.xls-After

**VERMONT STATEWIDE DISTRICT COURT
ORIGINAL CHARGE = MISDEMEANOR DUI 2ND
OFFENSE DATE = FY98-FY07, DISPOSITION DATE = FY98-FY07
AMENDED CHARGE SENTENCE TYPE**

Convicted Amended Charge	Incarceration	Split Sentence	Probation	Sentence Deferred	Fine Only	Fine / Restitution	Missing / Unknown	Total
Felony:								
DUI 3rd & Subsequent	22	9	2	0	0	0	0	33
Careless & Negligent Operation	0	3	2	0	0	0	0	5
Total Convicted Felony Offenses	22	12	4	0	0	0	0	38
Misdemeanor:								
DUI 1st	22	88	325	1	142	1	0	579
DUI Drugs	0	0	1	0	0	0	0	1
DUI Refusal	0	5	4	0	0	0	0	9
Careless & Negligent Operation	28	133	362	3	159	0	3	688
DLS	0	0	0	0	1	0	0	1
Disorderly Conduct	1	1	2	0	0	0	0	4
Attempting to Elude	0	0	1	0	0	0	0	1
False Representation	0	0	0	0	1	0	0	1
Leaving Scene of Accident	0	1	0	0	0	0	0	1
Unlawful Mischief	1	0	0	0	0	0	0	1
Total Final Misdemeanor Offenses	52	228	695	4	303	1	3	1,286
Total	74	240	699	4	303	1	3	1,324

NOTE: Not the official record of the State or of the Courts.

* Based on the number of charges, not the number of people.

Produced by the Vermont Center for Justice Research, 02/09.

C:\SJS5\Dispos\DUI Amended Sentence Type.xls-After

VERMONT STATEWIDE DISTRICT COURT
ORIGINAL CHARGE = MISDEMEANOR DUI UNKNOWN
OFFENSE DATE = FY98-FY07, DISPOSITION DATE = FY98-FY07
AMENDED CHARGE SENTENCE TYPE

Convicted Amended Charge	Incarceration	Split Sentence	Probation	Fine Only	Fine / Restitution	Total
Misdemeanor:						
DUI 1st	1	0	0	1	0	2
Careless & Negligent Operation	0	5	0	0	0	5
Total Final Misdemeanor Offenses	1	5	0	1	0	7

NOTE: Not the official record of the State or of the Courts.

* Based on the number of charges, not the number of people.

Produced by the Vermont Center for Justice Research, 02/09.

C:\SJS5\Dispos\DUI Amended Sentence Type.xls-After

VERMONT STATEWIDE DISTRICT COURT
ORIGINAL CHARGE = MISDEMEANOR DUI DRUGS
OFFENSE DATE = FY98-FY07, DISPOSITION DATE = FY98-FY07
AMENDED CHARGE SENTENCE TYPE

Convicted Amended Charge	Incarceration	Split Sentence	Probation	Sentence Deferred	Fine Only	Fine / Restitution	Total
Felony:							
DUI 3rd & Subsequent	1	0	0	0	0	0	1
DUI Drugs	0	1	0	0	0	0	1
Total Convicted Felony Offenses	1	1	0	0	0	0	2
Misdemeanor:							
DUI 1st	0	0	0	1	6	0	7
DUI 2nd	0	2	0	0	0	0	2
Careless & Negligent Operation	2	5	35	3	55	2	102
Disorderly Conduct	0	0	1	2	3	0	6
Possession of Marijuana	0	0	0	1	0	0	1
Reckless Endangerment	0	0	0	0	1	0	1
Total Final Misdemeanor Offenses	2	7	36	7	65	2	119
Total	3	8	36	7	65	2	121

NOTE: Not the official record of the State or of the Courts.

* Based on the number of charges, not the number of people.

Produced by the Vermont Center for Justice Research, 02/09.

C:\SJS5\Dispos\DUI Amended Sentence Type.xls-After

**VERMONT STATEWIDE DISTRICT COURT
ORIGINAL CHARGE = MISDEMEANOR DUI REFUSAL
OFFENSE DATE = FY98-FY07, DISPOSITION DATE = FY98-FY07
AMENDED CHARGE SENTENCE TYPE**

Convicted Amended Charge	Incarceration	Split Sentence	Probation	Sentence Deferred	Fine Only	Total
Felony:						
DUI 3rd & Subsequent	2	1	0	0	0	3
DUI Refusal	1	0	1	0	0	2
Total Convicted Felony Offenses	3	1	1	0	0	5
Misdemeanor:						
DUI 1st	3	2	21	1	35	62
DUI 2nd	3	7	1	0	0	11
DUI Drugs	0	0	1	0	0	1
Careless & Negligent Operation	2	3	19	0	23	47
Disorderly Conduct	0	0	1	0	0	1
DLS	1	0	0	0	0	1
False Representation	0	0	1	0	0	1
Total Final Misdemeanor Offenses	9	12	44	1	58	124
Total	12	13	45	1	58	129

NOTE: Not the official record of the State or of the Courts.

* Based on the number of charges, not the number of people.

Produced by the Vermont Center for Justice Research, 02/09.

C:\SJS5\Dispos\DUI Amended Sentence Type.xls-After

VERMONT STATEWIDE DISTRICT COURT
ORIGINAL CHARGE = FELONY DUI 3RD & SUBSEQUENT
OFFENSE DATE = FY98-FY07, DISPOSITION DATE = FY98-FY07
AMENDED CHARGE SENTENCE TYPE

Convicted Amended Charge	Incarceration	Split Sentence	Probation	Sentence Deferred	Fine Only	Missing / Unknown	Total
Felony:							
Operating Without Owner's Consent	1	0	0	0	0	0	1
Careless & Negligent Operation	4	4	16	0	1	0	25
DUI Refusal	22	3	4	0	1	0	30
Total Convicted Felony Offenses	27	7	20	0	2	0	56
Misdemeanor:							
DUI 1st	16	40	72	0	22	0	150
DUI 2nd	109	291	90	0	2	1	493
DUI Unknown	0	0	1	0	0	0	1
DUI Drugs	1	2	0	0	0	0	3
DUI Refusal	0	2	1	0	0	0	3
Disorderly Conduct	1	0	0	0	3	0	4
False Representation	0	0	0	1	0	0	1
Leaving Scene of Accident	0	1	0	0	0	0	1
Careless & Negligent Operation	47	57	96	0	17	0	217
Operate ATV Under Influence	0	0	0	0	1	0	1
Snowmobiling Under Influence	0	1	0	0	0	0	1
Total Final Misdemeanor Offenses	174	394	260	1	45	1	875
Total	201	401	280	1	47	1	931

NOTE: Not the official record of the State or of the Courts.
* Based on the number of charges, not the number of people.

Produced by the Vermont Center for Justice Research, 02/09.
C:\SJS5\Dispos\DUI Amended Sentence Type.xls-After

VERMONT STATEWIDE DISTRICT COURT
ORIGINAL CHARGE = FELONY DUI DEATH RESULTING
OFFENSE DATE = FY98-FY07, DISPOSITION DATE = FY98-FY07
AMENDED CHARGE SENTENCE TYPE

Convicted Amended Charge	Incarceration	Split Sentence	Probation	Fine Only	Missing / Unknown	Total
Felony:						
DUI Refusal	0	1	0	0	0	1
Total Convicted Felony Offenses	0	1	0	0	0	1
Misdemeanor:						
DUI 1st	0	0	1	0	0	1
DUI Drugs	1	0	0	0	0	1
Careless & Negligent Operation	0	0	2	0	0	2
Total Final Misdemeanor Offenses	1	0	3	0	0	4
Total	1	1	3	0	0	5

NOTE: Not the official record of the State or of the Courts.

* Based on the number of charges, not the number of people.

Produced by the Vermont Center for Justice Research, 02/09.

C:\SJS5\Dispos\DUI Amended Sentence Type.xls-After

VERMONT STATEWIDE DISTRICT COURT
ORIGINAL CHARGE = FELONY DUI INJURY RESULTING
OFFENSE DATE = FY98-FY07, DISPOSITION DATE = FY98-FY07
AMENDED CHARGE SENTENCE TYPE

Convicted Amended Charge	Incarceration	Split Sentence	Probation	Fine Only	Missing / Unknown	Total
Felony:						
DUI 3rd & Subsequent	0	1	0	0	0	1
DUI Death Resulting	0	1	0	0	0	1
Careless & Negligent Operation	0	0	1	0	0	1
Total Convicted Felony Offenses	0	2	1	0	0	3
Misdemeanor:						
DUI 1st	2	12	16	3	0	33
DUI 2nd	0	2	0	0	0	2
Careless & Negligent Operation	0	2	2	0	0	4
Total Final Misdemeanor Offenses	2	16	18	3	0	39
Total	2	18	19	3	0	42

NOTE: Not the official record of the State or of the Courts.

* Based on the number of charges, not the number of people.

Produced by the Vermont Center for Justice Research, 02/09.

C:\SJS5\Dispos\DUI Amended Sentence Type.xls-After

**VERMONT STATEWIDE DISTRICT COURT
ORIGINAL CHARGE = FELONY DUI DRUGS
OFFENSE DATE = FY98-FY07, DISPOSITION DATE = FY98-FY07
AMENDED CHARGE SENTENCE TYPE**

Convicted Amended Charge	Incarceration	Split Sentence	Probation	Fine Only	Missing / Unknown	Total
Misdemeanor:						
DUI 1st	0	0	1	0	0	1
DUI 2nd	0	0	1	0	0	1
Total Final Misdemeanor Offenses	0	0	2	0	0	2

NOTE: Not the official record of the State or of the Courts.

* Based on the number of charges, not the number of people.

Produced by the Vermont Center for Justice Research, 02/09.

C:\SJS5\Dispos\DUI Amended Sentence Type.xls-After

**VERMONT STATEWIDE DISTRICT COURT
ORIGINAL CHARGE = FELONY DUI REFUSAL
OFFENSE DATE = FY98-FY07, DISPOSITION DATE = FY98-FY07
AMENDED CHARGE SENTENCE TYPE**

Convicted Amended Charge	Incarceration	Split Sentence	Probation	Sentence Deferred	Fine Only	Total
Felony:						
DUI 3rd & Subsequent	32	6	2	0	0	40
Careless & Negligent Operation	0	2	0	0	0	2
Total Convicted Felony Offenses	32	8	2	0	0	42
Misdemeanor:						
Disorderly Conduct	0	0	1	0	0	1
DUI 1st	2	4	2	0	1	9
DUI 2nd	3	12	5	0	0	20
DUI Refusal	1	4	2	0	1	8
Careless & Negligent Operation	3	5	3	1	3	15
Total Final Misdemeanor Offenses	9	25	13	1	5	53
Total	41	33	15	1	5	95

NOTE: Not the official record of the State or of the Courts.

* Based on the number of charges, not the number of people.

Produced by the Vermont Center for Justice Research, 02/09.

C:\SJS5\Dispos\DUI Amended Sentence Type.xls-After

Robin - The Center's DUI Arrest data is from 1997 - 2007, and includes only those agencies that report to the VIBRS network. Therefore, there are no cases for the "Before" period of FY92-FY97. Also, the agencies that report to VIBRS have changed over this time period. So, you can probably get more complete DUI Arrest numbers from the NIBRS Data. Finally, the DUI Arrest data I get from Max does not break out offense type, i.e.. DUI-1st, 2nd, etc., or offense level.

VERMONT DUI ARRESTS REPORTED TO VIBRS, FY98 - FY07

<u>Offense Year</u>	<u>DUI</u>	<u>DUI Refusal</u>	<u>Total</u>
FY98	2,532	74	2,606
FY99	3,444	103	3,547
FY00	3,465	87	3,552
FY01	3,426	81	3,507
FY02	3,997	67	4,064
FY03	3,423	74	3,497
FY04	3,540	73	3,613
FY05	3,743	72	3,815
FY06	3,849	136	3,985
FY07	3,431	182	3,613
Total	34,850	949	35,799

NOTE: Not the official record of the State.

Produced by the Vermont Center for Justice Research, 4/09.

C:\SJS5\Arrests\DUI Arrests.xls

VERMONT STATEWIDE DISTRICT COURT
MISDEMEANOR DUI OFFENSE CHARGES *, OFFENSE DATE = FY92-FY97, DISPOSITION DATE = FY92-FY07
MEAN # DAYS TO DISPOSITION ** BY NOT AMENDED / AMENDED AND DISPOSITION TYPE

	Original Charge											
	DUI 1st		DUI 2nd		DUI Unknown		DUI Drugs		DUI Refusal		Total	
	N	Mean # Days to Disposition	N	Mean # Days to Disposition	N	Mean # Days to Disposition	N	Mean # Days to Disposition	N	Mean # Days to Disposition	N	Mean # Days to Disposition
NOT AMENDED												
Dismissed by Court	454	816.01	64	750.53	23	115.96	0	-	14	652.71	555	775.33
Nolle Prosequi	2,687	154.92	342	222.64	333	48.80	9	192.89	66	388.80	3,437	155.97
Disposed by Plea	10,808	61.82	1,590	86.35	526	39.78	8	58.00	529	97.53	13,461	65.26
Disposed by Trial	177	221.68	37	202.22	15	186.13	0	-	16	209.13	245	215.75
Overall	14,126	105.77	2,033	132.30	897	47.53	17	129.41	625	143.58	17,698	107.22
AMENDED												
Dismissed by Court	2	1,086.50	1	2,975.00	0	-	0	-	0	-	3	1,716.00
Nolle Prosequi	15	622.20	10	184.60	10	30.80	0	-	3	63.67	38	307.32
Disposed by Plea	2,581	95.86	525	136.28	228	62.57	3	128.33	362	68.73	3,699	96.91
Disposed by Trial	2	176.50	7	267.14	0	-	0	-	1	204.00	10	242.70
Overall	2,600	99.72	543	144.08	238	61.24	3	128.33	366	69.06	3,750	100.73
TOTAL												
Dismissed by Court	456	817.20	65	784.75	23	115.96	0	-	14	652.71	558	780.39
Nolle Prosequi	2,702	157.51	352	221.56	343	48.28	9	192.89	69	374.67	3,475	157.62
Disposed by Plea	13,389	68.38	2,115	98.74	754	46.67	11	77.18	891	85.83	17,160	72.08
Disposed by Trial	179	221.18	44	212.55	15	186.13	0	-	17	208.82	255	216.80
Overall	16,726	104.83	2,576	134.78	1,135	50.40	20	129.25	991	116.06	21,448	106.09

NOTE: Not the official record of the State or of the Courts.

* Based on the number of charges, not the number of people.

** Days to Disposition = date of arraignment to date of disposition.

Produced by the Vermont Center for Justice Research, 02/09.

C:\SJS5\Dispos\DUI Dispo Time.xls

VERMONT STATEWIDE DISTRICT COURT
FELONY DUI OFFENSE CHARGES *, OFFENSE DATE = FY92-FY97, DISPOSITION DATE = FY92-FY07
MEAN # DAYS TO DISPOSITION ** BY NOT AMENDED / AMENDED AND DISPOSITION TYPE

	Original Charge											
	DUI 3rd & Subsequent		DUI Death Resulting		DUI Injury Resulting		DUI Unknown		DUI Refusal		Total	
	N	Mean # Days to Disposition	N	Mean # Days to Disposition	N	Mean # Days to Disposition	N	Mean # Days to Disposition	N	Mean # Days to Disposition	N	Mean # Days to Disposition
NOT AMENDED												
Dismissed by Court	53	937.36	0	-	0	-	3	40.33	1	147.00	57	876.28
Nolle Prosequi	335	239.52	2	387.50	1	862.00	27	66.74	31	401.97	396	242.78
Disposed by Plea	1,393	175.81	17	307.53	22	321.86	1	35.00	142	237.28	1,575	184.73
Disposed by Trial	54	283.39	1	421.00	2	899.00	0	-	6	202.17	63	297.38
Overall	1,835	212.60	20	321.20	25	389.64	31	63.16	180	263.97	2,091	217.96
AMENDED												
Dismissed by Court	0	-	0	-	0	-	0	-	0	-	0	-
Nolle Prosequi	12	225.75	0	-	0	-	3	184.33	2	9.00	17	192.94
Disposed by Plea	724	161.60	2	262.50	12	170.17	2	176.50	96	191.56	836	165.44
Disposed by Trial	10	403.10	0	-	0	-	0	-	0	-	10	403.10
Overall	746	165.87	2	262.50	12	170.17	5	181.20	98	187.84	863	168.73
TOTAL												
Dismissed by Court	53	937.36	0	-	0	-	3	40.33	1	147.00	57	876.28
Nolle Prosequi	347	239.04	2	387.50	1	862.00	30	78.50	33	378.15	413	240.72
Disposed by Plea	2,117	170.95	19	302.79	34	268.32	3	129.33	238	218.84	2,411	178.04
Disposed by Trial	64	302.09	1	421.00	2	899.00	0	-	6	202.17	73	311.86
Overall	2,581	199.09	22	315.86	37	318.46	36	79.56	278	237.13	2,954	203.58

NOTE: Not the official record of the State or of the Courts.

* Based on the number of charges, not the number of people.

** Days to Disposition = date of arraignment to date of disposition.

Produced by the Vermont Center for Justice Research, 02/09.

C:\SJS5\Dispos\DUI Dispo Time.xls

VERMONT STATEWIDE DISTRICT COURT
MISDEMEANOR DUI OFFENSE CHARGES *, OFFENSE DATE = FY98-FY07, DISPOSITION DATE = FY98-FY07
MEAN # DAYS TO DISPOSITION ** BY NOT AMENDED / AMENDED AND DISPOSITION TYPE

	Original Charge										Total	
	DUI 1st		DUI 2nd		DUI Unknown		DUI Drugs		DUI Refusal			
	N	Mean # Days to Disposition	N	Mean # Days to Disposition	N	Mean # Days to Disposition	N	Mean # Days to Disposition	N	Mean # Days to Disposition	N	Mean # Days to Disposition
NOT AMENDED												
Dismissed by Court	293	449.93	60	233.82	2	0.00	14	123.43	29	139.48	398	380.98
Nolle Prosequi	5,045	76.86	894	134.24	1	90.00	95	109.29	651	128.14	6,686	89.99
Disposed by Plea	20,844	52.19	4,076	87.39	3	49.00	196	84.62	313	108.59	25,432	58.78
Disposed by Trial	194	298.96	44	245.52	0	-	1	604.00	9	283.22	248	290.14
Overall	26,376	63.14	5,074	98.75	6	39.50	306	95.75	1,002	123.75	32,764	70.81
AMENDED												
Dismissed by Court	4	589.50	1	0.00	0	-	1	0.00	0	-	6	393.00
Nolle Prosequi	42	197.40	16	116.81	0	-	0	-	10	341.40	68	199.62
Disposed by Plea	6,340	78.51	1,312	114.19	7	56.71	120	99.86	129	123.32	7,908	85.47
Disposed by Trial	5	283.00	2	671.50	0	-	0	-	1	940.00	8	462.25
Overall	6,391	79.78	1,331	114.97	7	56.71	121	99.03	140	144.73	7,990	87.05
TOTAL												
Dismissed by Court	297	451.81	61	229.98	2	0.00	15	115.20	29	139.48	404	381.16
Nolle Prosequi	5,087	77.86	910	133.94	1	90.00	95	109.29	661	131.36	6,754	91.09
Disposed by Plea	27,184	58.33	5,388	93.91	10	54.40	316	90.41	442	112.89	33,340	65.11
Disposed by Trial	199	298.56	46	264.04	0	-	1	604.00	10	348.90	256	295.52
Overall	32,767	66.39	6,405	102.12	13	48.77	427	96.68	1,142	126.32	40,754	73.99

NOTE: Not the official record of the State or of the Courts.

* Based on the number of charges, not the number of people.

** Days to Disposition = date of arraignment to date of disposition.

Produced by the Vermont Center for Justice Research, 02/09.

C:\SJS5\Dispos\DUI Dispo Time.xls

VERMONT STATEWIDE DISTRICT COURT
FELONY DUI OFFENSE CHARGES *, OFFENSE DATE = FY98-FY07, DISPOSITION DATE = FY98-FY07
MEAN # DAYS TO DISPOSITION ** BY NOT AMENDED / AMENDED AND DISPOSITION TYPE

	Original Charge											
	DUI 3rd & Subsequent		DUI Death Resulting		DUI Injury Resulting		DUI Drugs		DUI Refusal		Total	
	N	Mean # Days to Disposition	N	Mean # Days to Disposition	N	Mean # Days to Disposition	N	Mean # Days to Disposition	N	Mean # Days to Disposition	N	Mean # Days to Disposition
NOT AMENDED												
Dismissed by Court	55	238.98	1	69.00	6	176.00	0	-	17	116.06	79	205.59
Nolle Prosequi	674	213.52	14	574.57	39	216.49	1	123.00	434	214.63	1,162	218.30
Disposed by Plea	2,807	188.88	37	339.16	62	269.48	9	153.44	132	239.93	3,047	194.46
Disposed by Trial	66	385.27	0	-	1	449.00	0	-	5	373.20	72	385.32
Overall	3,602	197.86	52	397.35	108	246.81	10	150.40	588	218.81	4,360	204.17
AMENDED												
Dismissed by Court	2	135.50	1	101.00	0	-	0	-	1	237.00	4	152.25
Nolle Prosequi	26	157.58	0	-	2	465.50	0	-	15	163.53	43	173.98
Disposed by Plea	925	183.14	5	560.60	42	170.31	2	269.00	91	191.95	1,065	185.32
Disposed by Trial	5	456.00	0	-	0	-	0	-	4	374.25	9	419.67
Overall	958	183.77	6	484.00	44	183.73	2	269.00	111	195.08	1,121	186.64
TOTAL												
Dismissed by Court	57	235.35	2	85.00	6	176.00	0	-	18	122.78	83	203.02
Nolle Prosequi	700	211.44	14	574.57	41	228.63	1	123.00	449	212.92	1,205	216.72
Disposed by Plea	3,732	187.46	42	365.52	104	229.43	11	174.45	223	220.35	4,112	192.09
Disposed by Trial	71	390.25	0	-	1	449.00	0	-	9	373.67	81	389.14
Overall	4,560	194.90	58	406.31	152	228.55	12	170.17	699	215.04	5,481	200.58

NOTE: Not the official record of the State or of the Courts.

* Based on the number of charges, not the number of people.

** Days to Disposition = date of arraignment to date of disposition.

Produced by the Vermont Center for Justice Research, 02/09.

C:\SJS5\Dispos\DUI Dispo Time.xls

**VERMONT STATEWIDE DISTRICT COURT
MISDEMEANOR DUI OFFENSE CHARGES *
OFFENSE DATE = FY92-FY97, DISPOSITION DATE = FY92-FY07**

	DUI 1st		DUI 2nd		DUI Unknown		DUI Drugs		DUI Refusal		Total	
	N	%	N	%	N	%	N	%	N	%	N	%
	Original Charges	17,459		2,638		1,238		20		1,014		22,369
Final Charges **	14,787	84.7%	2,082	78.9%	998	80.6%	17	85.0%	636	62.7%	18,520	82.8%
Charges Dismissed												
By Court	469	3.2%	66	3.2%	25	2.5%	0	0.0%	14	2.2%	574	3.1%
By Prosecutor	2,947	19.9%	361	17.3%	423	42.4%	9	52.9%	67	10.5%	3,807	20.6%
Total	3,416	23.1%	427	20.5%	448	44.9%	9	52.9%	81	12.7%	4,381	23.7%
Charges Carried Forward	11,371	76.9%	1,655	79.5%	550	55.1%	8	47.1%	555	87.3%	14,139	76.3%
Charges to Trial												
Charges Acquitted	49	0.4%	11	0.7%	7	1.3%	0	0.0%	4	0.7%	71	0.5%
Charges Found Guilty	129	1.1%	26	1.6%	8	1.5%	0	0.0%	12	2.2%	175	1.2%
Total	178	1.6%	37	2.2%	15	2.7%	0	0.0%	16	2.9%	246	1.7%
Charges Disposed by Plea	11,193	98.4%	1,618	97.8%	535	97.3%	8	100.0%	539	97.1%	13,893	98.3%
Total Charges Convicted	11,322	99.6%	1,644	99.3%	543	98.7%	8	100.0%	551	99.3%	14,068	99.5%
Sentence Type:												
Incarceration	341	3.0%	206	12.5%	37	6.8%	0	0.0%	42	7.6%	626	4.4%
Split Sentence	407	3.6%	1,279	77.8%	15	2.8%	3	37.5%	94	17.1%	1,798	12.8%
Probation	2,732	24.1%	128	7.8%	128	23.6%	1	12.5%	130	23.6%	3,119	22.2%
Deferred	14	0.1%	0	0.0%	1	0.2%	0	0.0%	1	0.2%	16	0.1%
Fine/Restitution	7,749	68.4%	30	1.8%	361	66.5%	4	50.0%	283	51.4%	8,427	59.9%
Other	12	0.1%	0	0.0%	1	0.2%	0	0.0%	0	0.0%	13	0.1%
Unknown	67	0.6%	1	0.1%	0	0.0%	0	0.0%	1	0.2%	69	0.5%
Total	11,322		1,644		543		8		551		14,068	

NOTE: Not the Official Record of the State or of the Courts. Based on number of charges, not number of people

* Based on number of charges, not number of people

** Does not include 30 charges with disposition "transferred for change of venue" or disposition unknown.

Percentages computed as follows: Final Charges as percent of Original Charges; Charges Dismissed,

Charges Carried Forward as percent of Final Charges;

Charges to Trial, Charges Disposed by Plea, Charges Convicted as percent of Charges Carried Forward;

Sentence Type as percent of Charges Convicted.

**VERMONT STATEWIDE DISTRICT COURT
FELONY DUI OFFENSE CHARGES *
OFFENSE DATE = FY92-FY97, DISPOSITION DATE = FY92-FY07**

	DUI 3rd & Subsequent		DUI Death Resulting		DUI Injury Resulting		DUI Unknown		DUI Refusal		Total	
	N	%	N	%	N	%	N	%	N	%	N	%
Original Charges	2,622		22		39		36		282		3,001	
Final Charges **	1,856	70.8%	20	90.9%	25	64.1%	31	86.1%	181	64.2%	2,113	70.4%
Charges Dismissed												
By Court	56	3.0%	0	0.0%	0	0.0%	3	9.7%	1	0.6%	60	2.8%
By Prosecutor	341	18.4%	2	10.0%	1	4.0%	27	87.1%	31	17.1%	402	19.0%
Total	397	21.4%	2	10.0%	1	4.0%	30	96.8%	32	17.7%	462	21.9%
Charges Carried Forward	1,459	78.6%	18	90.0%	24	96.0%	1	3.2%	149	82.3%	1,651	78.1%
Charges to Trial												
Charges Acquitted	14	1.0%	0	0.0%	2	8.3%	0	0.0%	3	2.0%	19	1.2%
Charges Found Guilty	40	2.7%	1	5.6%	0	0.0%	0	0.0%	3	2.0%	44	2.7%
Total	54	3.7%	1	5.6%	2	8.3%	0	0.0%	6	4.0%	63	3.8%
Charges Disposed by Plea	1,405	96.3%	17	94.4%	22	91.7%	1	100.0%	143	96.0%	1,588	96.2%
Total Charges Convicted	1,445	99.0%	18	100.0%	22	91.7%	1	100.0%	146	98.0%	1,632	98.8%
Sentence Type:												
Incarceration	812	56.2%	8	44.4%	6	27.3%	0	0.0%	104	71.2%	930	57.0%
Split Sentence	503	34.8%	10	55.6%	8	36.4%	0	0.0%	30	20.5%	551	33.8%
Probation	108	7.5%	0	0.0%	8	36.4%	1	100.0%	12	8.2%	129	7.9%
Deferred	1	0.1%	0	0.0%	0	0.0%	0	0.0%	0	0.0%	1	0.1%
Fine/Restitution	14	1.0%	0	0.0%	0	0.0%	0	0.0%	0	0.0%	14	0.9%
Other	0	0.0%	0	0.0%	0	0.0%	0	0.0%	0	0.0%	0	0.0%
Unknown	7	0.5%	0	0.0%	0	0.0%	0	0.0%	0	0.0%	7	0.4%
Total	1,445		18		22		1		146		1,632	

NOTE: Not the Official Record of the State or of the Courts. Based on number of charges, not number of people

* Based on number of charges, not number of people

** Does not include 19 charges with disposition "transferred for change of venue" or disposition unknown.

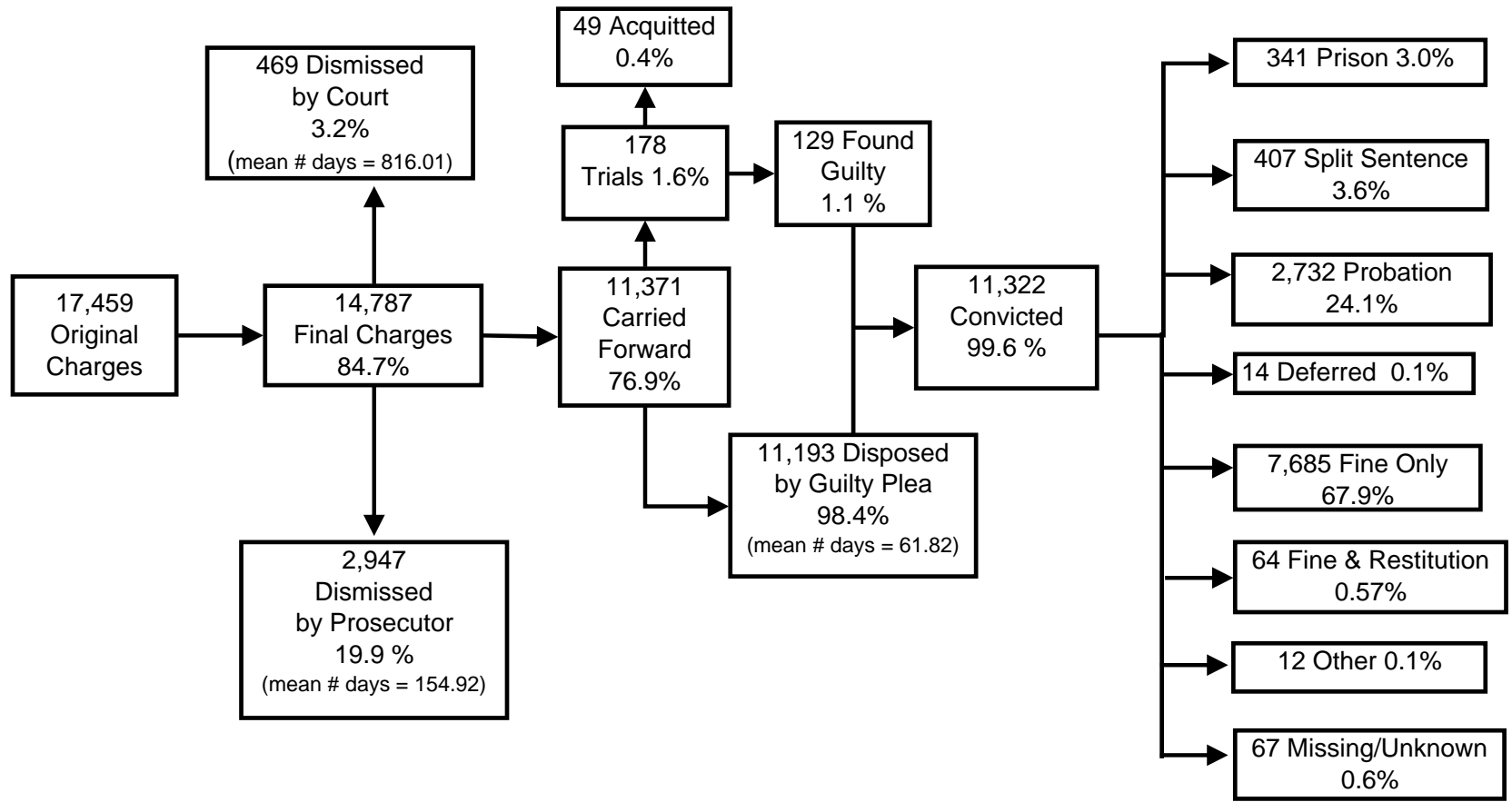
Percentages computed as follows: Final Charges as percent of Original Charges; Charges Dismissed,

Charges Carried Forward as percent of Final Charges;

Charges to Trial, Charges Disposed by Plea, Charges Convicted as percent of Charges Carried Forward;

Sentence Type as percent of Charges Convicted.

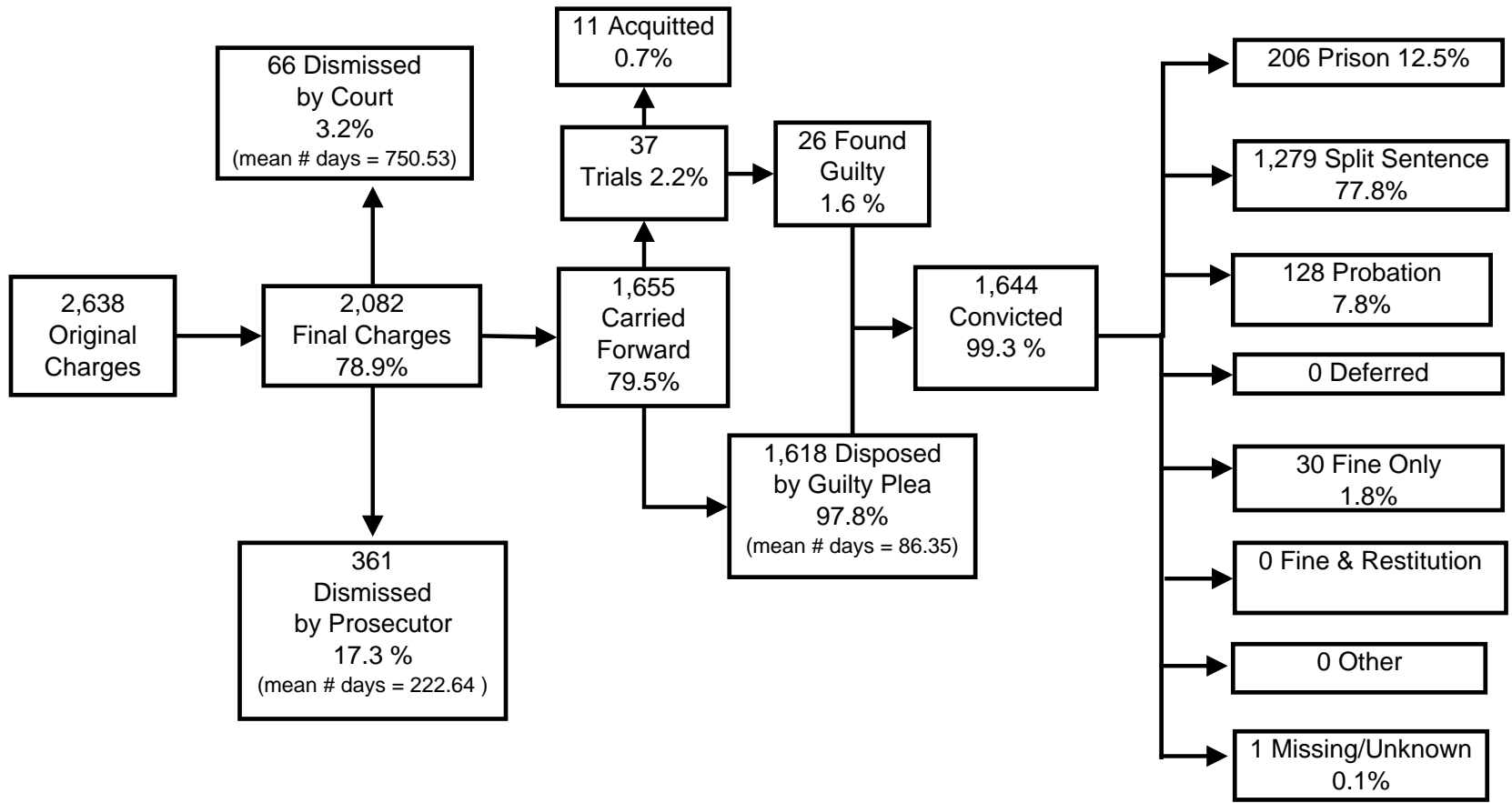
MISDEMEANOR DUI 1ST CHARGES
Offense Date = FY92-FY97, Disposition Date = FY92-FY97



NOTE: Not the official record of the State or of the Courts.
 Based on the number of charges, not the number of people.

Produced by the Vermont Center for Justice Research, 02/09.

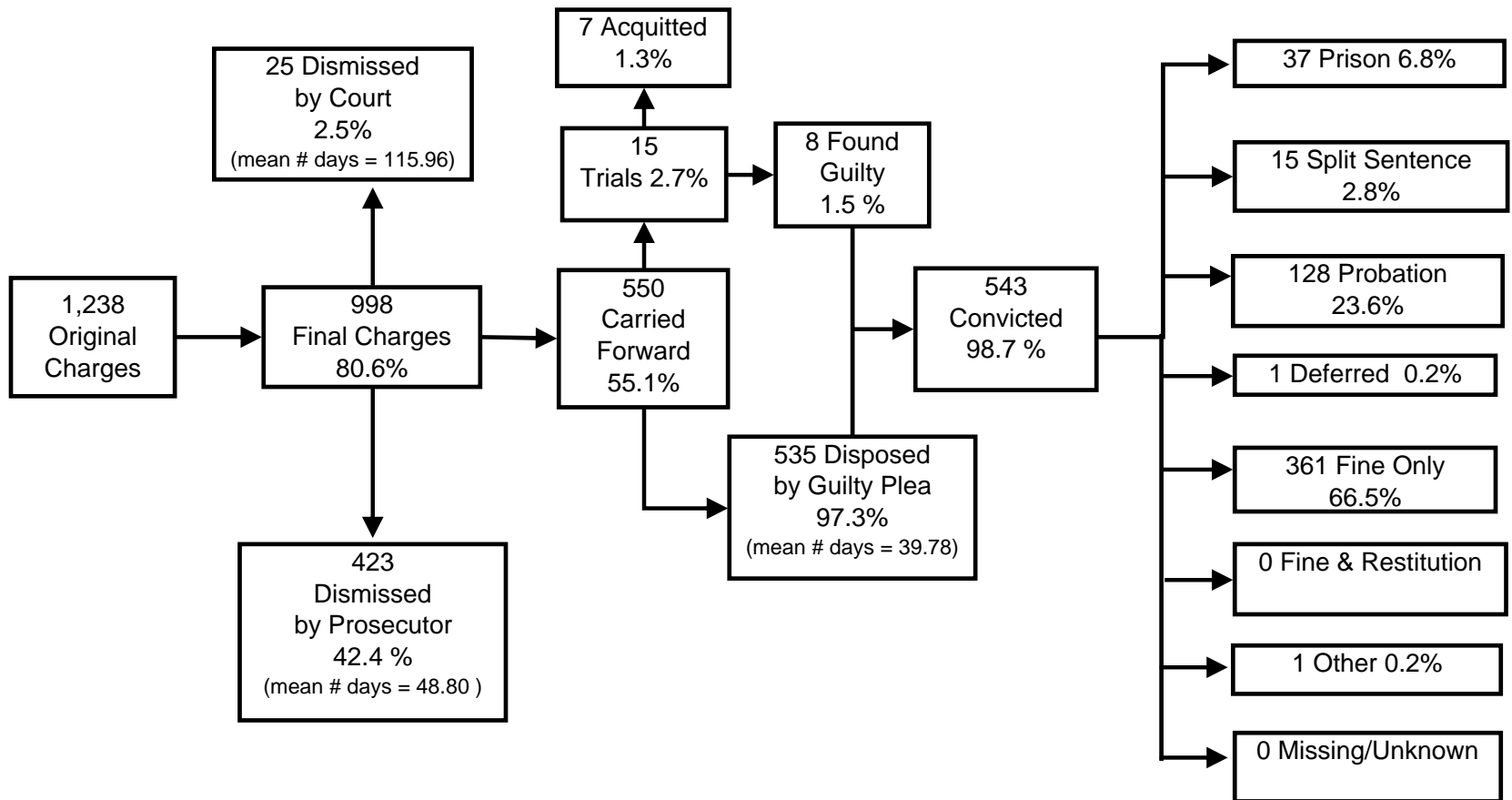
MISDEMEANOR DUI 2ND CHARGES
Offense Date = FY92-FY97, Disposition Date = FY92-FY97



NOTE: Not the official record of the State or of the Courts.
 Based on the number of charges, not the number of people.

Produced by the Vermont Center for Justice Research, 02/09.

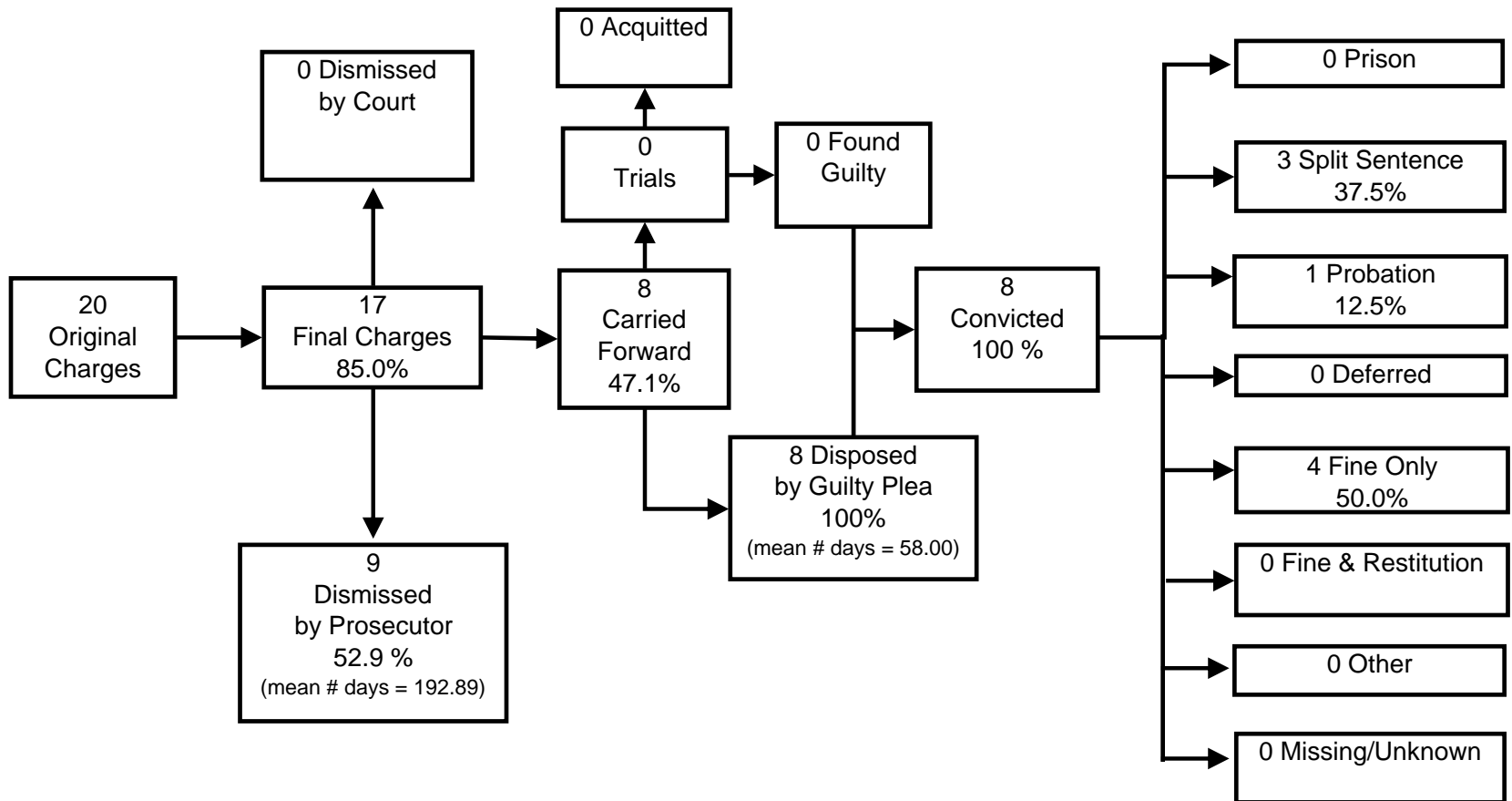
MISDEMEANOR DUI UNKNOWN CHARGES
Offense Date = FY92-FY97, Disposition Date = FY92-FY97



NOTE: Not the official record of the State or of the Courts.
 Based on the number of charges, not the number of people.

Produced by the Vermont Center for Justice Research, 02/09.

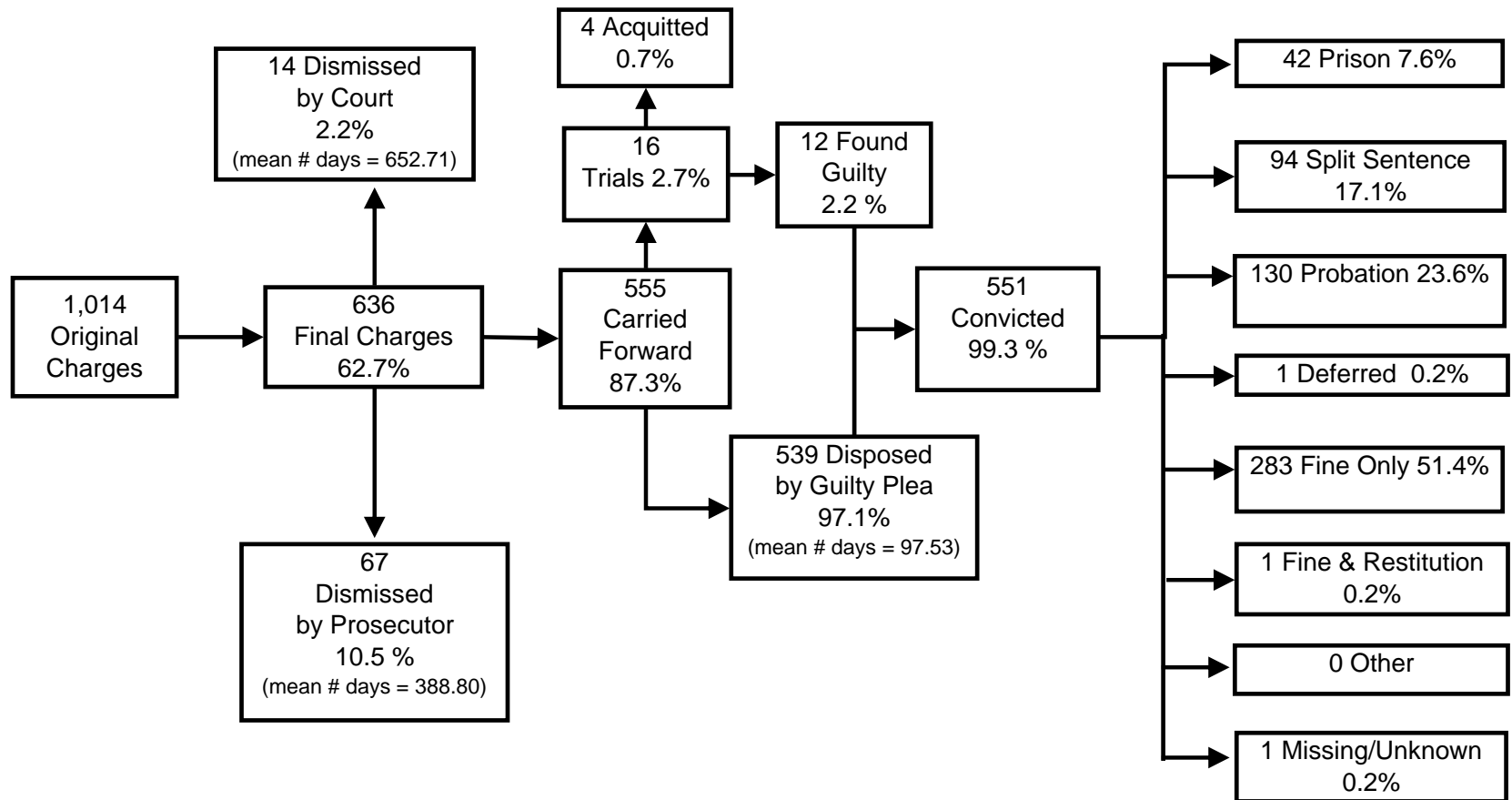
MISDEMEANOR DUI DRUGS CHARGES
Offense Date = FY92-FY97, Disposition Date = FY92-FY97



NOTE: Not the official record of the State or of the Courts.
 Based on the number of charges, not the number of people.

Produced by the Vermont Center for Justice Research, 02/09.

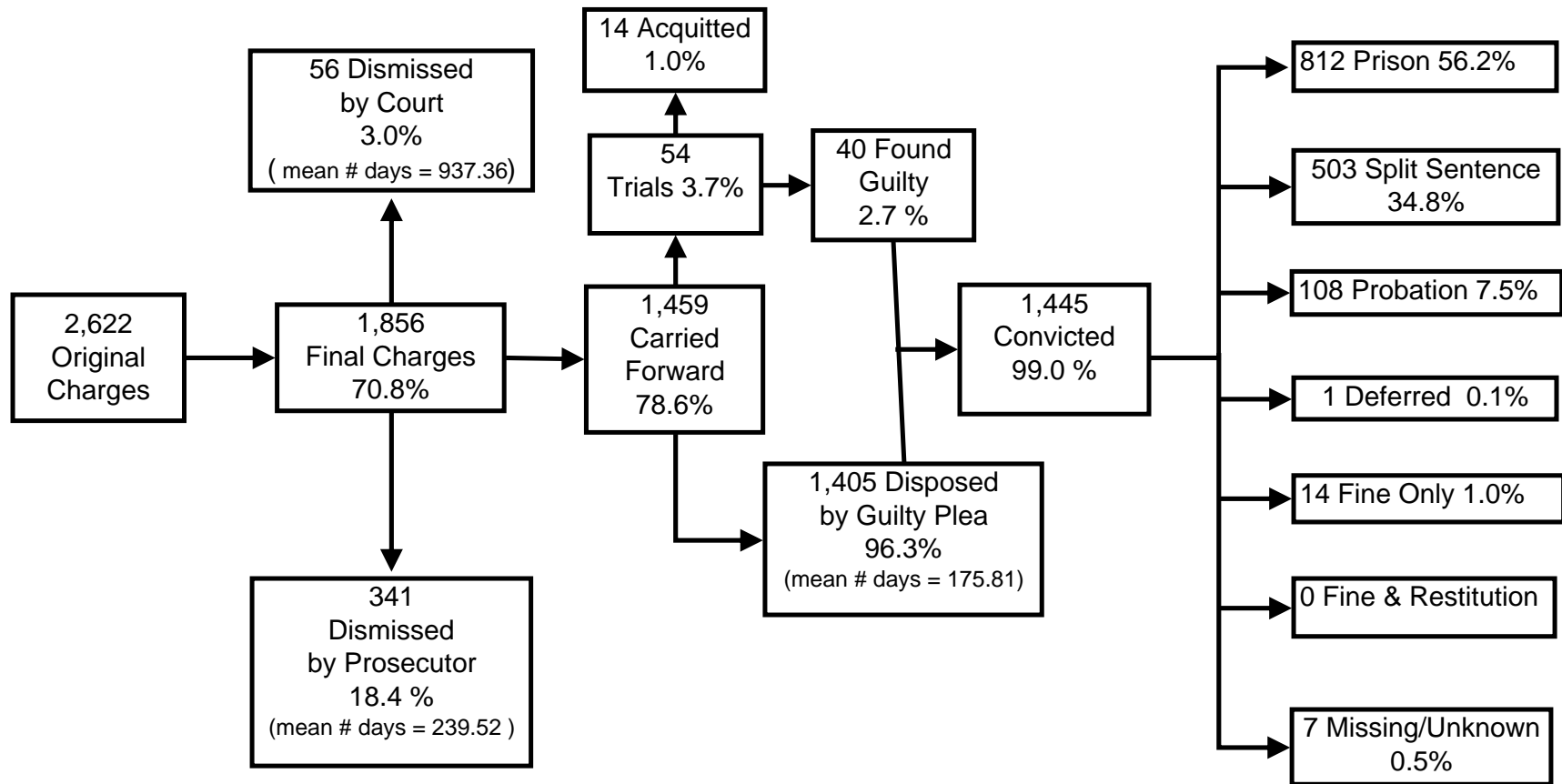
MISDEMEANOR DUI REFUSAL CHARGES
Offense Date = FY92-FY97, Disposition Date = FY92-FY97



NOTE: Not the official record of the State or of the Courts.
 Based on the number of charges, not the number of people.

Produced by the Vermont Center for Justice Research, 02/09.

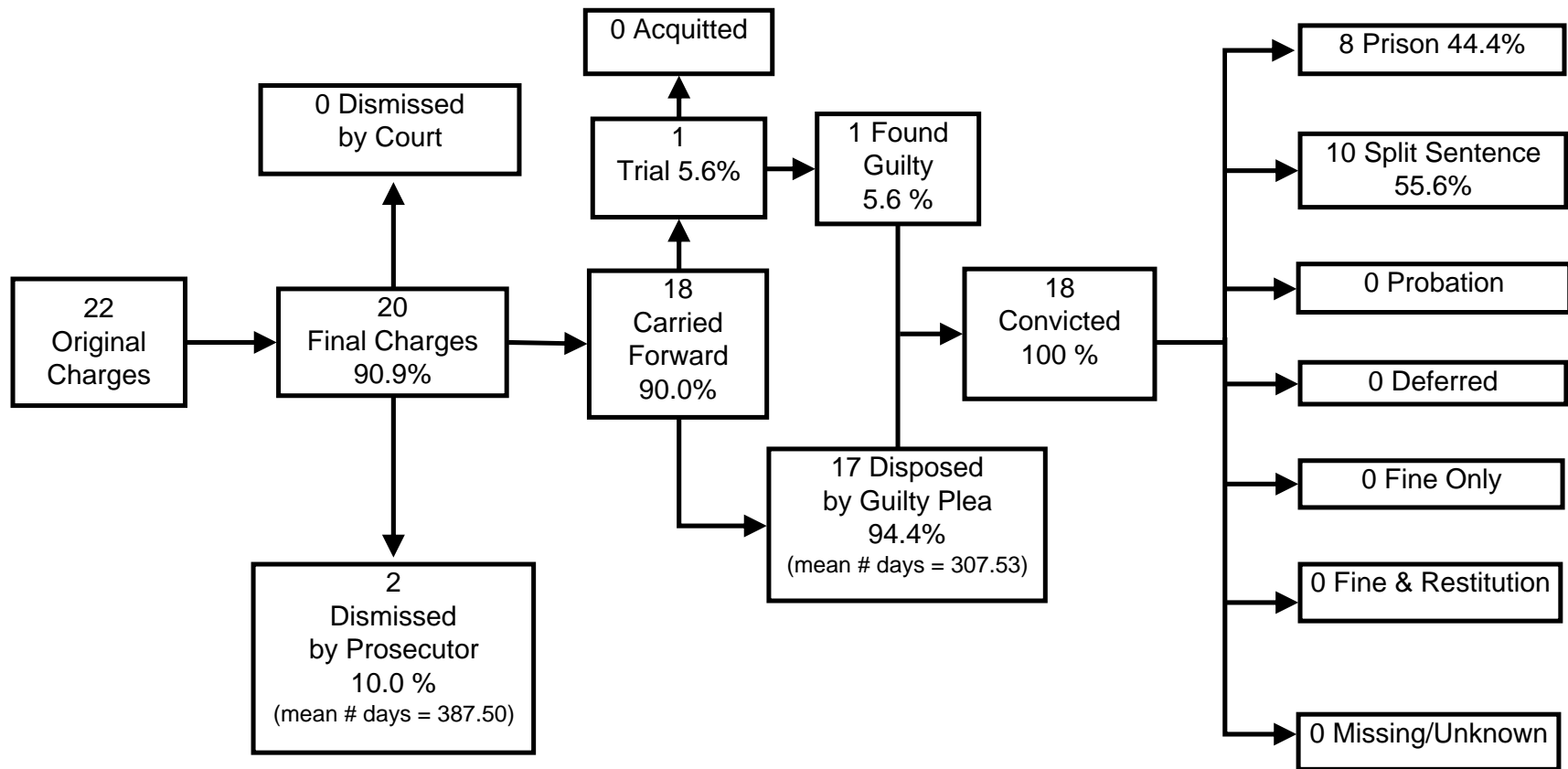
FELONY DUI 3RD & SUBSEQUENT CHARGES
Offense Date = FY92-FY97, Disposition Date = FY92-FY97



NOTE: Not the official record of the State or of the Courts.
 Based on the number of charges, not the number of people.

Produced by the Vermont Center for Justice Research, 02/09.

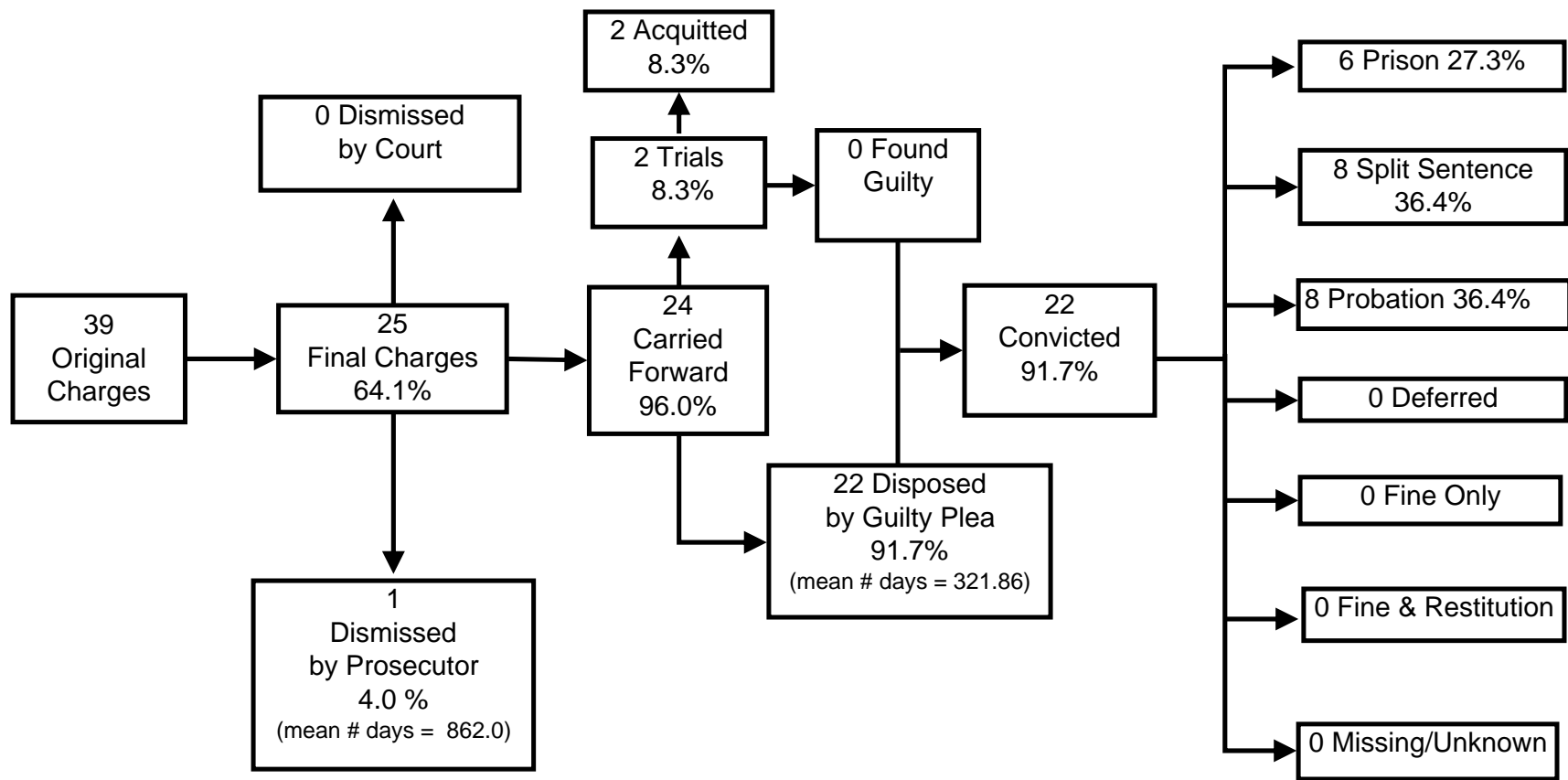
FELONY DUI DEATH RESULTING CHARGES
Offense Date = FY92-FY97, Disposition Date = FY92-FY97



NOTE: Not the official record of the State or of the Courts.
 Based on the number of charges, not the number of people.

Produced by the Vermont Center for Justice Research, 02/09.

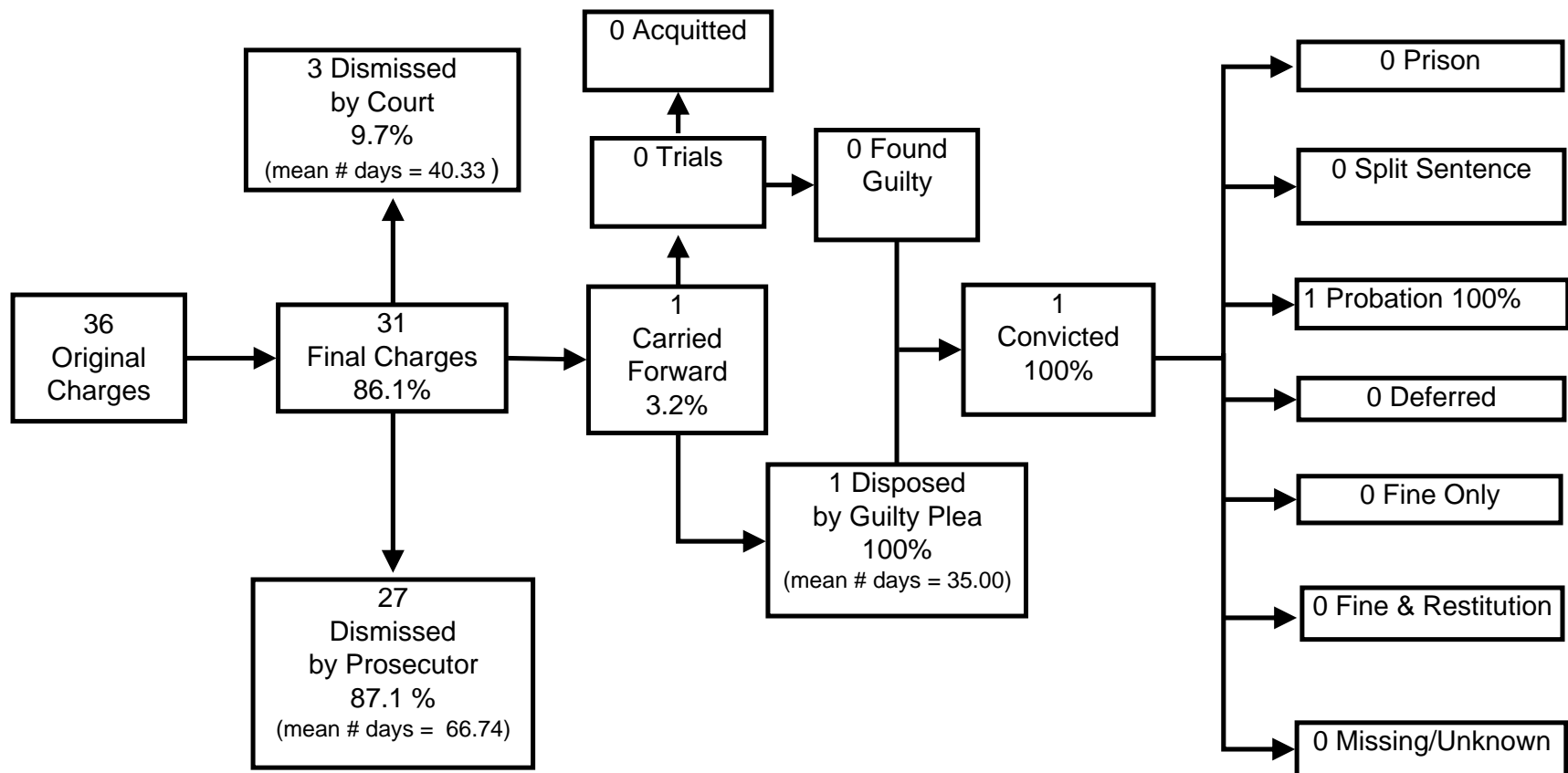
FELONY DUI INJURY RESULTING CHARGES
Offense Date = FY92-FY97, Disposition Date = FY92-FY97



NOTE: Not the official record of the State or of the Courts.
 Based on the number of charges, not the number of people.

Produced by the Vermont Center for Justice Research, 02/09.

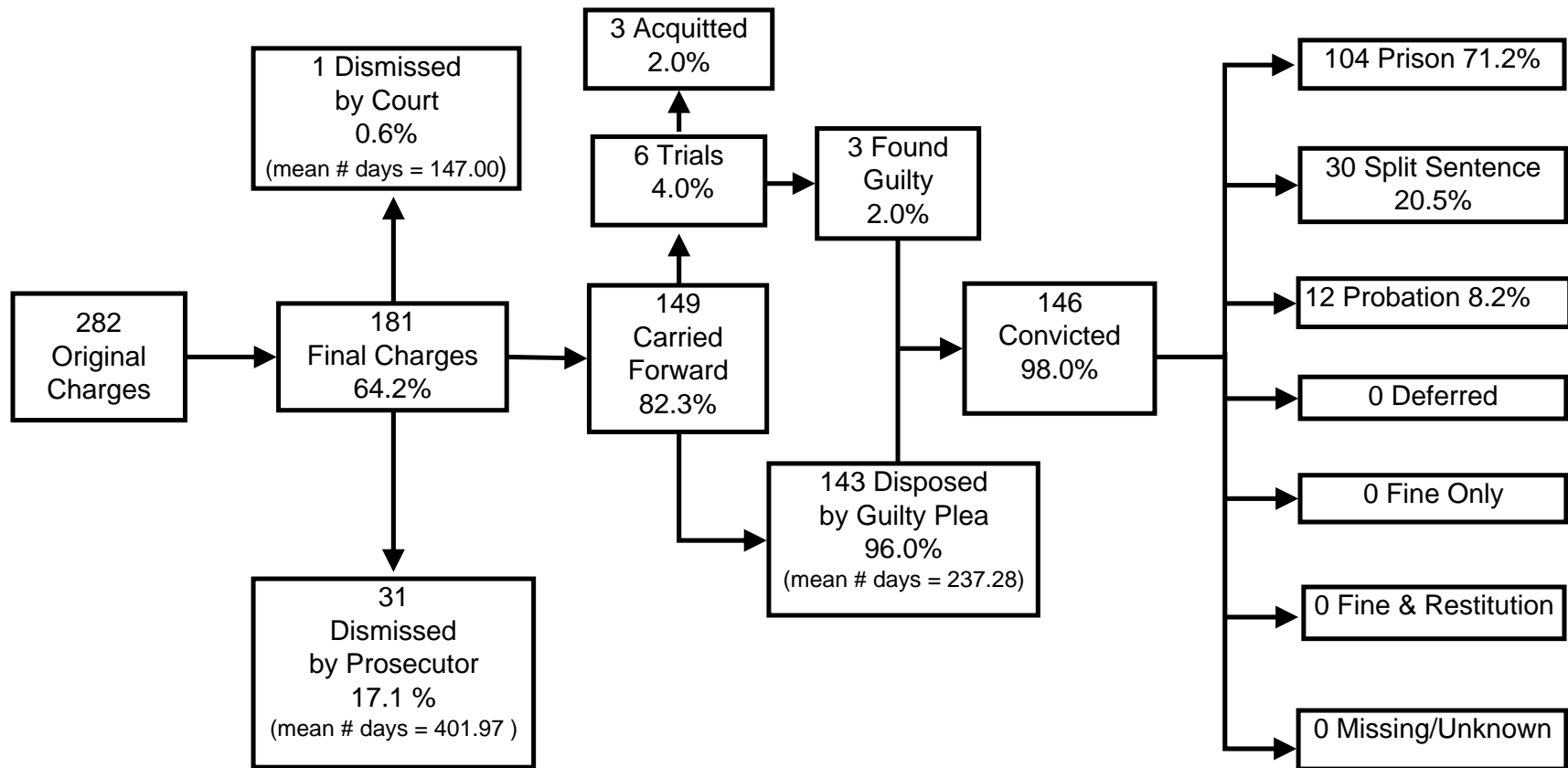
FELONY DUI UNKNOWN CHARGES
Offense Date = FY92-FY97, Disposition Date = FY92-FY97



NOTE: Not the official record of the State or of the Courts.
 Based on the number of charges, not the number of people.

Produced by the Vermont Center for Justice Research, 02/09.

FELONY DUI REFUSAL CHARGES
Offense Date = FY92-FY97, Disposition Date = FY92-FY97



NOTE: Not the official record of the State or of the Courts.
 Based on the number of charges, not the number of people.

Produced by the Vermont Center for Justice Research, 02/09.

**VERMONT STATEWIDE DISTRICT COURT
MISDEMEANOR DUI OFFENSE CHARGES *
OFFENSE DATE = FY92-FY97, DISPOSITION DATE = FY92-FY07**

	DUI 1st		DUI 2nd		DUI Unknown		DUI Drugs		DUI Refusal		Total	
	N	%	N	%	N	%	N	%	N	%	N	%
	Original Charges	17,459		2,638		1,238		20		1,014		22,369
Final Charges **	14,787	84.7%	2,082	78.9%	998	80.6%	17	85.0%	636	62.7%	18,520	82.8%
Charges Dismissed												
By Court	469	3.2%	66	3.2%	25	2.5%	0	0.0%	14	2.2%	574	3.1%
By Prosecutor	2,947	19.9%	361	17.3%	423	42.4%	9	52.9%	67	10.5%	3,807	20.6%
Total	3,416	23.1%	427	20.5%	448	44.9%	9	52.9%	81	12.7%	4,381	23.7%
Charges Carried Forward	11,371	76.9%	1,655	79.5%	550	55.1%	8	47.1%	555	87.3%	14,139	76.3%
Charges to Trial												
Charges Acquitted	49	0.4%	11	0.7%	7	1.3%	0	0.0%	4	0.7%	71	0.5%
Charges Found Guilty	129	1.1%	26	1.6%	8	1.5%	0	0.0%	12	2.2%	175	1.2%
Total	178	1.6%	37	2.2%	15	2.7%	0	0.0%	16	2.9%	246	1.7%
Charges Disposed by Plea	11,193	98.4%	1,618	97.8%	535	97.3%	8	100.0%	539	97.1%	13,893	98.3%
Total Charges Convicted	11,322	99.6%	1,644	99.3%	543	98.7%	8	100.0%	551	99.3%	14,068	99.5%
Sentence Type:												
Incarceration	341	3.0%	206	12.5%	37	6.8%	0	0.0%	42	7.6%	626	4.4%
Split Sentence	407	3.6%	1,279	77.8%	15	2.8%	3	37.5%	94	17.1%	1,798	12.8%
Probation	2,732	24.1%	128	7.8%	128	23.6%	1	12.5%	130	23.6%	3,119	22.2%
Deferred	14	0.1%	0	0.0%	1	0.2%	0	0.0%	1	0.2%	16	0.1%
Fine/Restitution	7,749	68.4%	30	1.8%	361	66.5%	4	50.0%	283	51.4%	8,427	59.9%
Other	12	0.1%	0	0.0%	1	0.2%	0	0.0%	0	0.0%	13	0.1%
Unknown	67	0.6%	1	0.1%	0	0.0%	0	0.0%	1	0.2%	69	0.5%
Total	11,322		1,644		543		8		551		14,068	

NOTE: Not the Official Record of the State or of the Courts. Based on number of charges, not number of people

* Based on number of charges, not number of people

** Does not include 30 charges with disposition "transferred for change of venue" or disposition unknown.

Percentages computed as follows: Final Charges as percent of Original Charges; Charges Dismissed,

Charges Carried Forward as percent of Final Charges;

Charges to Trial, Charges Disposed by Plea, Charges Convicted as percent of Charges Carried Forward;

Sentence Type as percent of Charges Convicted.

**VERMONT STATEWIDE DISTRICT COURT
FELONY DUI OFFENSE CHARGES *
OFFENSE DATE = FY92-FY97, DISPOSITION DATE = FY92-FY07**

	DUI 3rd & Subsequent		DUI Death Resulting		DUI Injury Resulting		DUI Unknown		DUI Refusal		Total	
	N	%	N	%	N	%	N	%	N	%	N	%
Original Charges	2,622		22		39		36		282		3,001	
Final Charges **	1,856	70.8%	20	90.9%	25	64.1%	31	86.1%	181	64.2%	2,113	70.4%
Charges Dismissed												
By Court	56	3.0%	0	0.0%	0	0.0%	3	9.7%	1	0.6%	60	2.8%
By Prosecutor	341	18.4%	2	10.0%	1	4.0%	27	87.1%	31	17.1%	402	19.0%
Total	397	21.4%	2	10.0%	1	4.0%	30	96.8%	32	17.7%	462	21.9%
Charges Carried Forward	1,459	78.6%	18	90.0%	24	96.0%	1	3.2%	149	82.3%	1,651	78.1%
Charges to Trial												
Charges Acquitted	14	1.0%	0	0.0%	2	8.3%	0	0.0%	3	2.0%	19	1.2%
Charges Found Guilty	40	2.7%	1	5.6%	0	0.0%	0	0.0%	3	2.0%	44	2.7%
Total	54	3.7%	1	5.6%	2	8.3%	0	0.0%	6	4.0%	63	3.8%
Charges Disposed by Plea	1,405	96.3%	17	94.4%	22	91.7%	1	100.0%	143	96.0%	1,588	96.2%
Total Charges Convicted	1,445	99.0%	18	100.0%	22	91.7%	1	100.0%	146	98.0%	1,632	98.8%
Sentence Type:												
Incarceration	812	56.2%	8	44.4%	6	27.3%	0	0.0%	104	71.2%	930	57.0%
Split Sentence	503	34.8%	10	55.6%	8	36.4%	0	0.0%	30	20.5%	551	33.8%
Probation	108	7.5%	0	0.0%	8	36.4%	1	100.0%	12	8.2%	129	7.9%
Deferred	1	0.1%	0	0.0%	0	0.0%	0	0.0%	0	0.0%	1	0.1%
Fine/Restitution	14	1.0%	0	0.0%	0	0.0%	0	0.0%	0	0.0%	14	0.9%
Other	0	0.0%	0	0.0%	0	0.0%	0	0.0%	0	0.0%	0	0.0%
Unknown	7	0.5%	0	0.0%	0	0.0%	0	0.0%	0	0.0%	7	0.4%
Total	1,445		18		22		1		146		1,632	

NOTE: Not the Official Record of the State or of the Courts. Based on number of charges, not number of people

* Based on number of charges, not number of people

** Does not include 19 charges with disposition "transferred for change of venue" or disposition unknown.

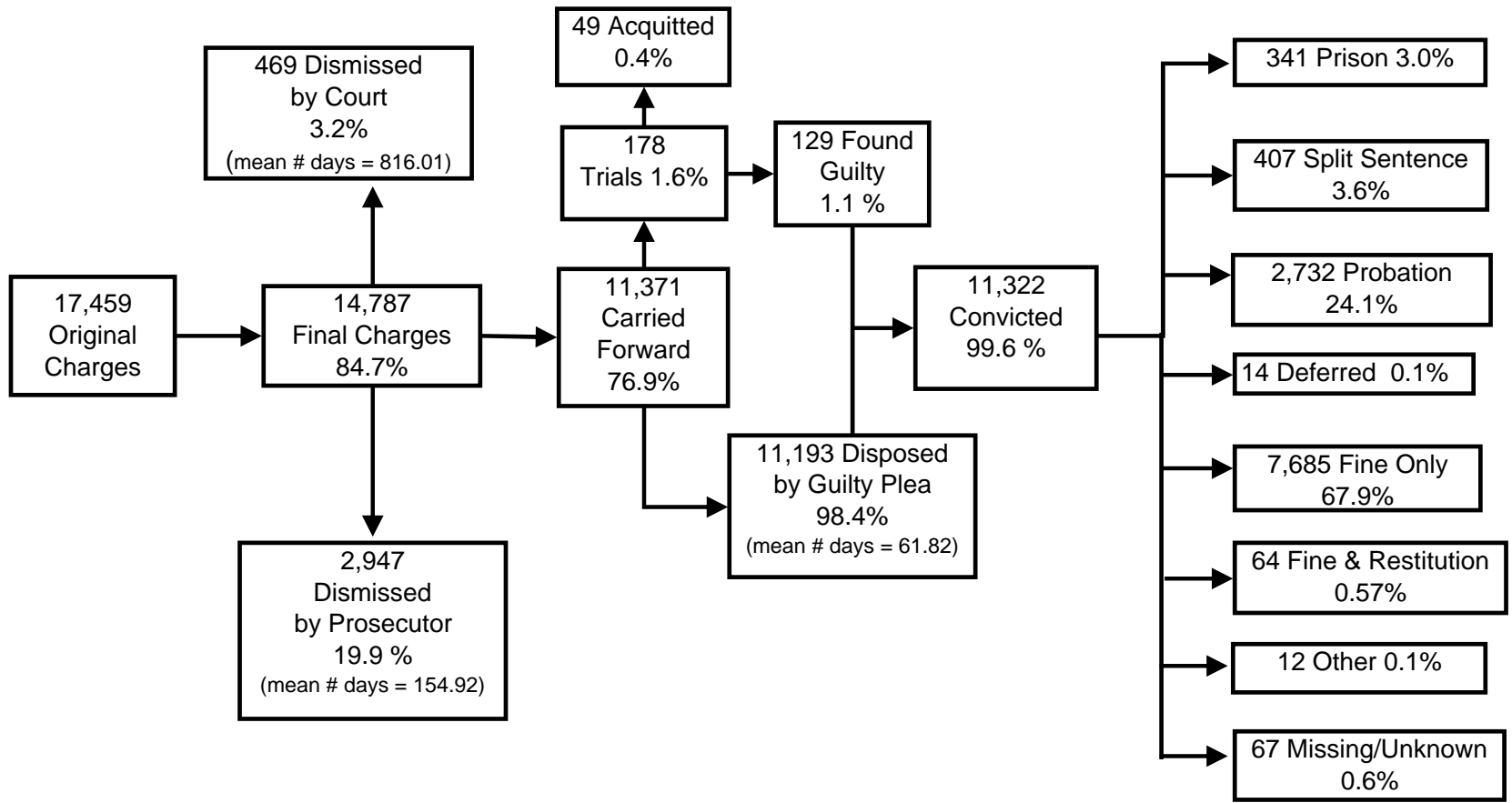
Percentages computed as follows: Final Charges as percent of Original Charges; Charges Dismissed,

Charges Carried Forward as percent of Final Charges;

Charges to Trial, Charges Disposed by Plea, Charges Convicted as percent of Charges Carried Forward;

Sentence Type as percent of Charges Convicted.

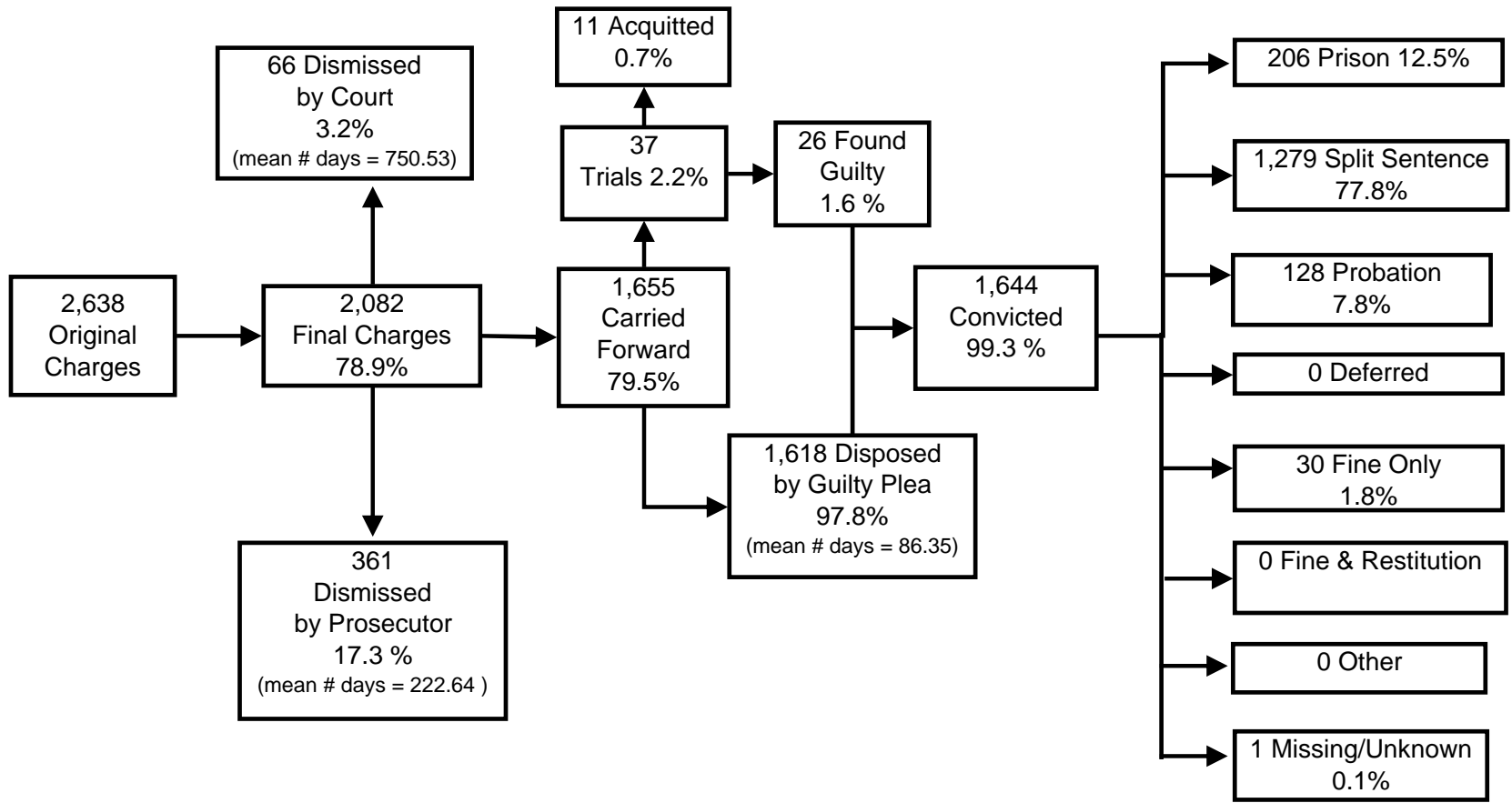
MISDEMEANOR DUI 1ST CHARGES
Offense Date = FY92-FY97, Disposition Date = FY92-FY97



NOTE: Not the official record of the State or of the Courts.
 Based on the number of charges, not the number of people.

Produced by the Vermont Center for Justice Research, 02/09.

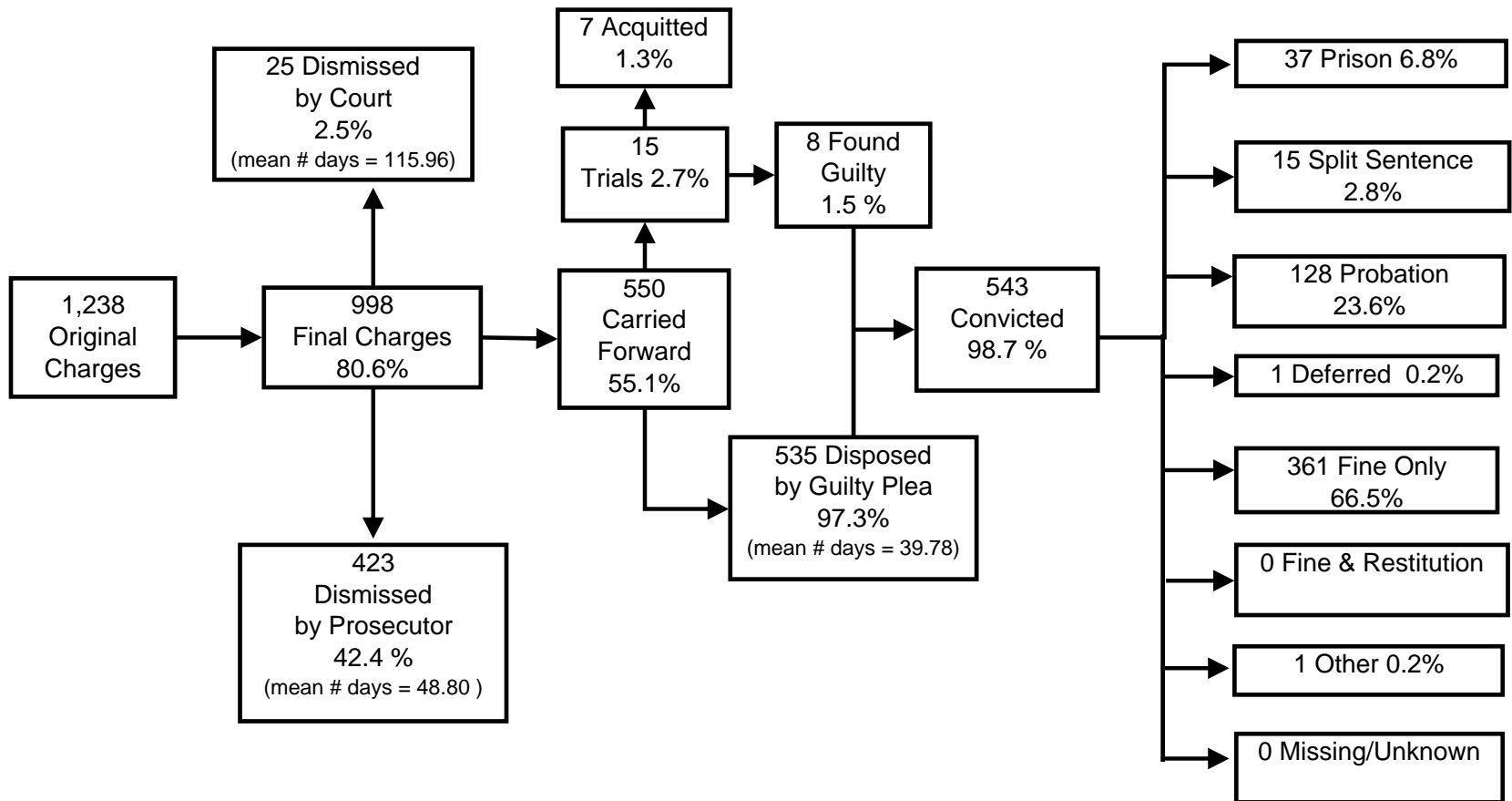
MISDEMEANOR DUI 2ND CHARGES
Offense Date = FY92-FY97, Disposition Date = FY92-FY97



NOTE: Not the official record of the State or of the Courts.
 Based on the number of charges, not the number of people.

Produced by the Vermont Center for Justice Research, 02/09.

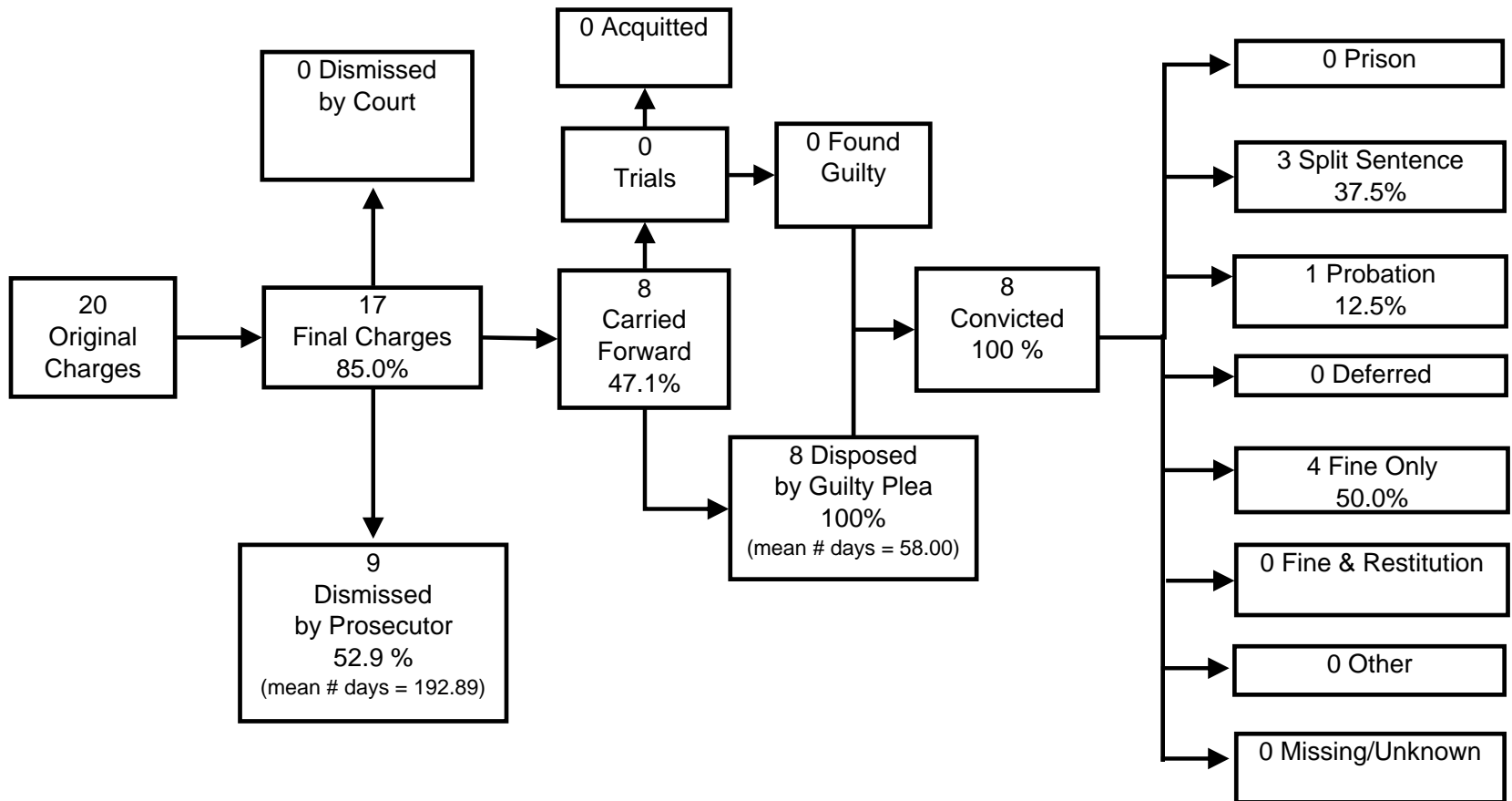
MISDEMEANOR DUI UNKNOWN CHARGES
Offense Date = FY92-FY97, Disposition Date = FY92-FY97



NOTE: Not the official record of the State or of the Courts.
 Based on the number of charges, not the number of people.

Produced by the Vermont Center for Justice Research, 02/09.

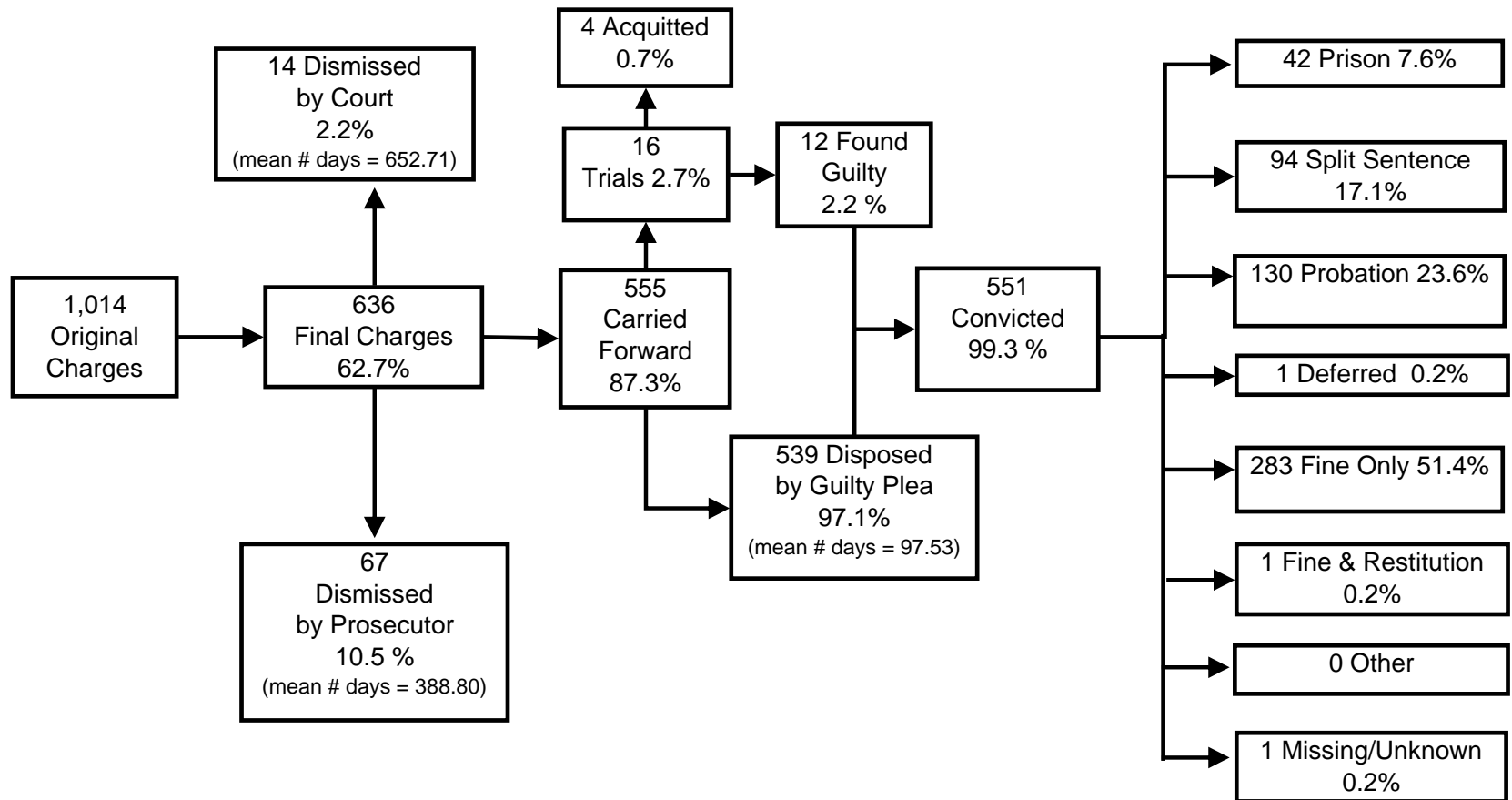
MISDEMEANOR DUI DRUGS CHARGES
Offense Date = FY92-FY97, Disposition Date = FY92-FY97



NOTE: Not the official record of the State or of the Courts.
 Based on the number of charges, not the number of people.

Produced by the Vermont Center for Justice Research, 02/09.

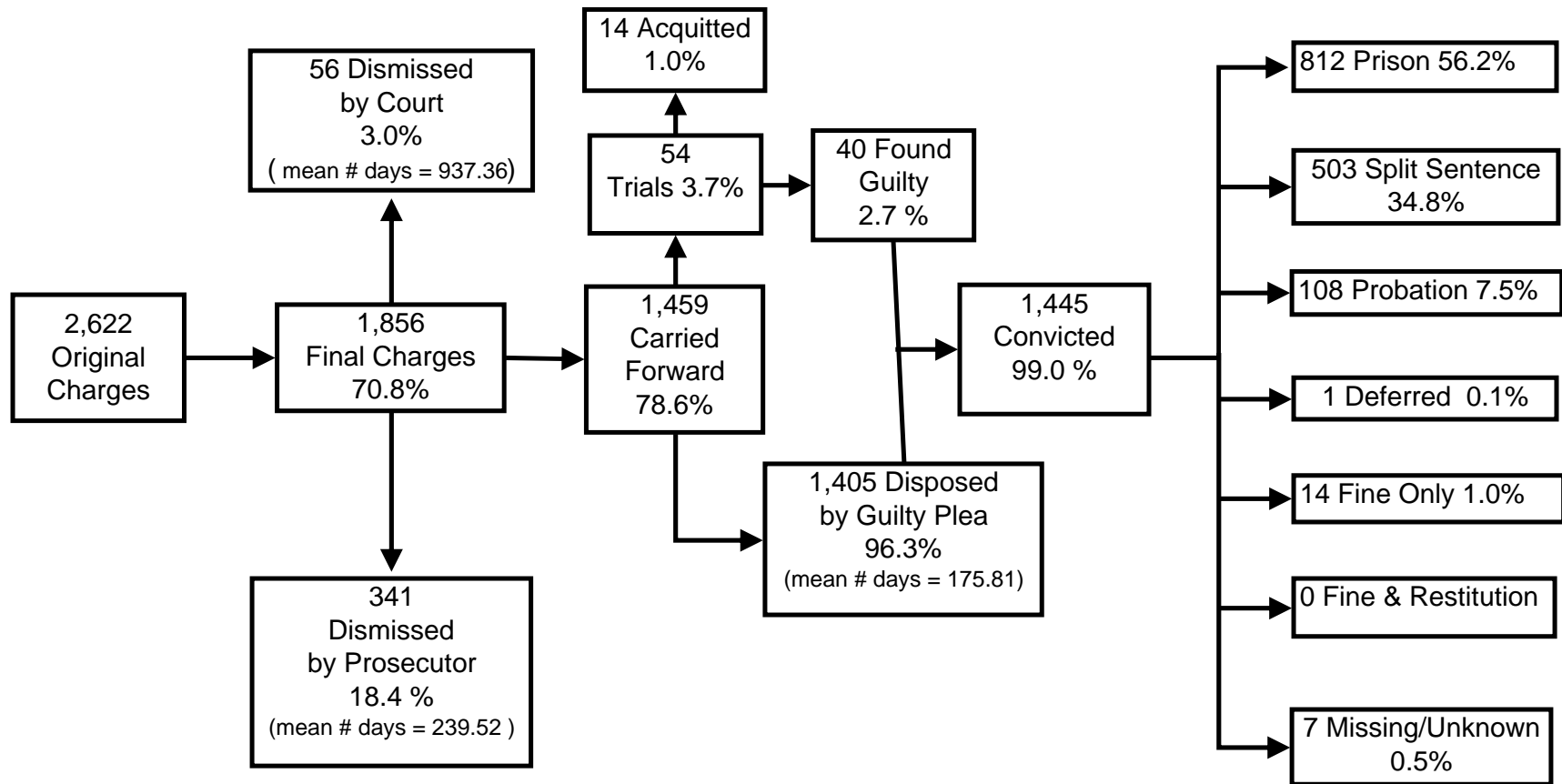
MISDEMEANOR DUI REFUSAL CHARGES
Offense Date = FY92-FY97, Disposition Date = FY92-FY97



NOTE: Not the official record of the State or of the Courts.
 Based on the number of charges, not the number of people.

Produced by the Vermont Center for Justice Research, 02/09.

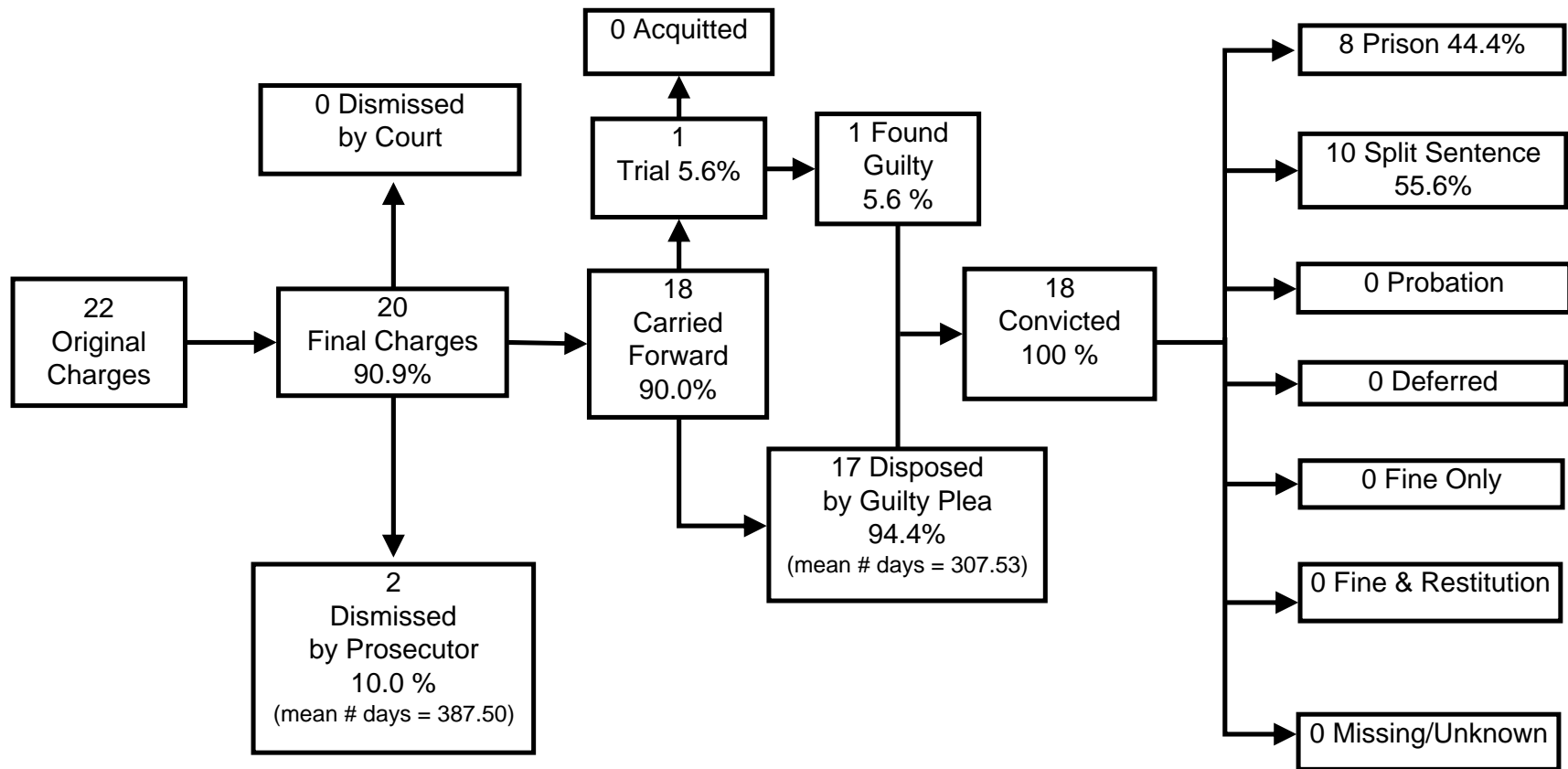
FELONY DUI 3RD & SUBSEQUENT CHARGES
Offense Date = FY92-FY97, Disposition Date = FY92-FY97



NOTE: Not the official record of the State or of the Courts.
 Based on the number of charges, not the number of people.

Produced by the Vermont Center for Justice Research, 02/09.

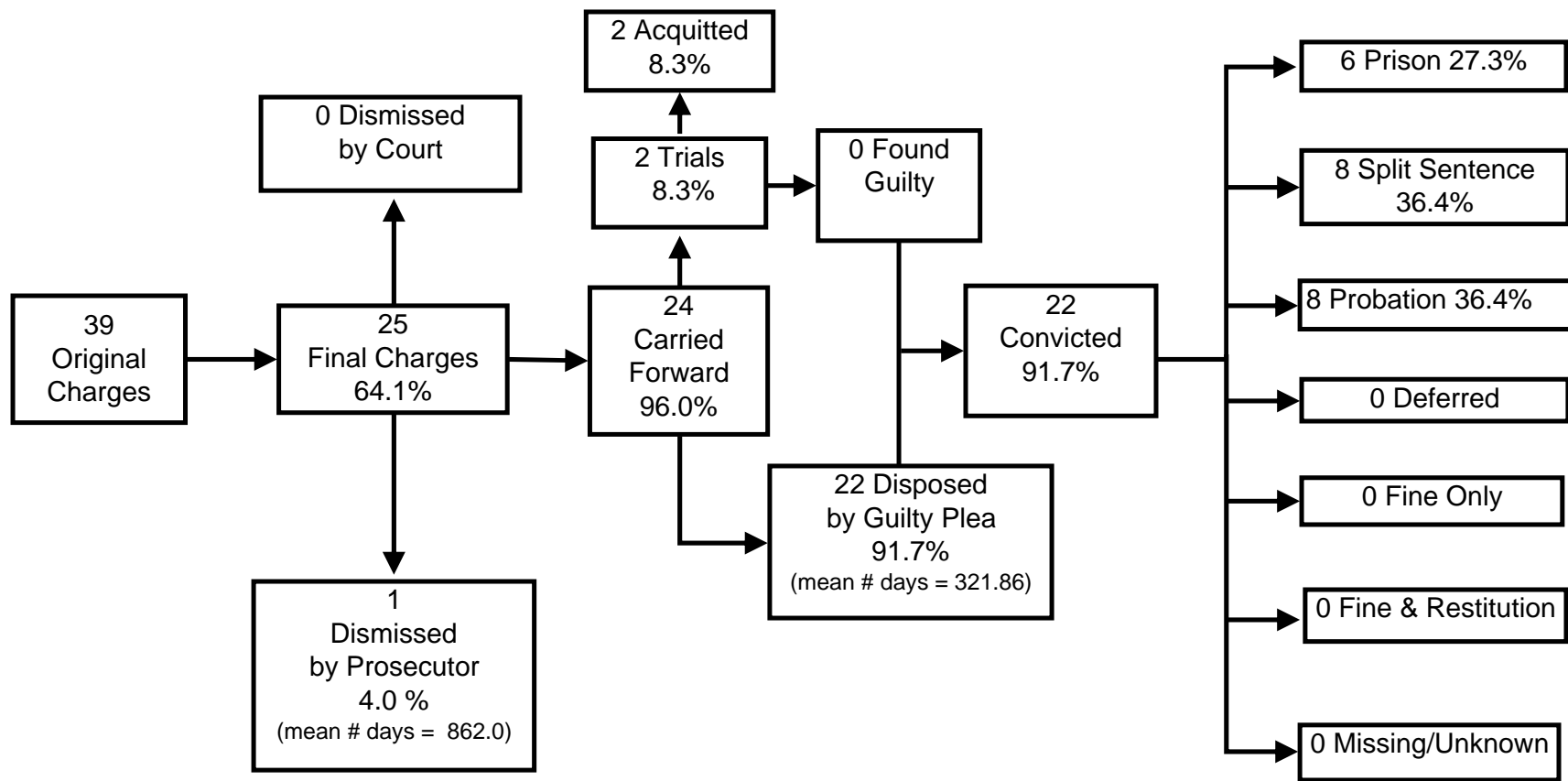
FELONY DUI DEATH RESULTING CHARGES
Offense Date = FY92-FY97, Disposition Date = FY92-FY97



NOTE: Not the official record of the State or of the Courts.
 Based on the number of charges, not the number of people.

Produced by the Vermont Center for Justice Research, 02/09.

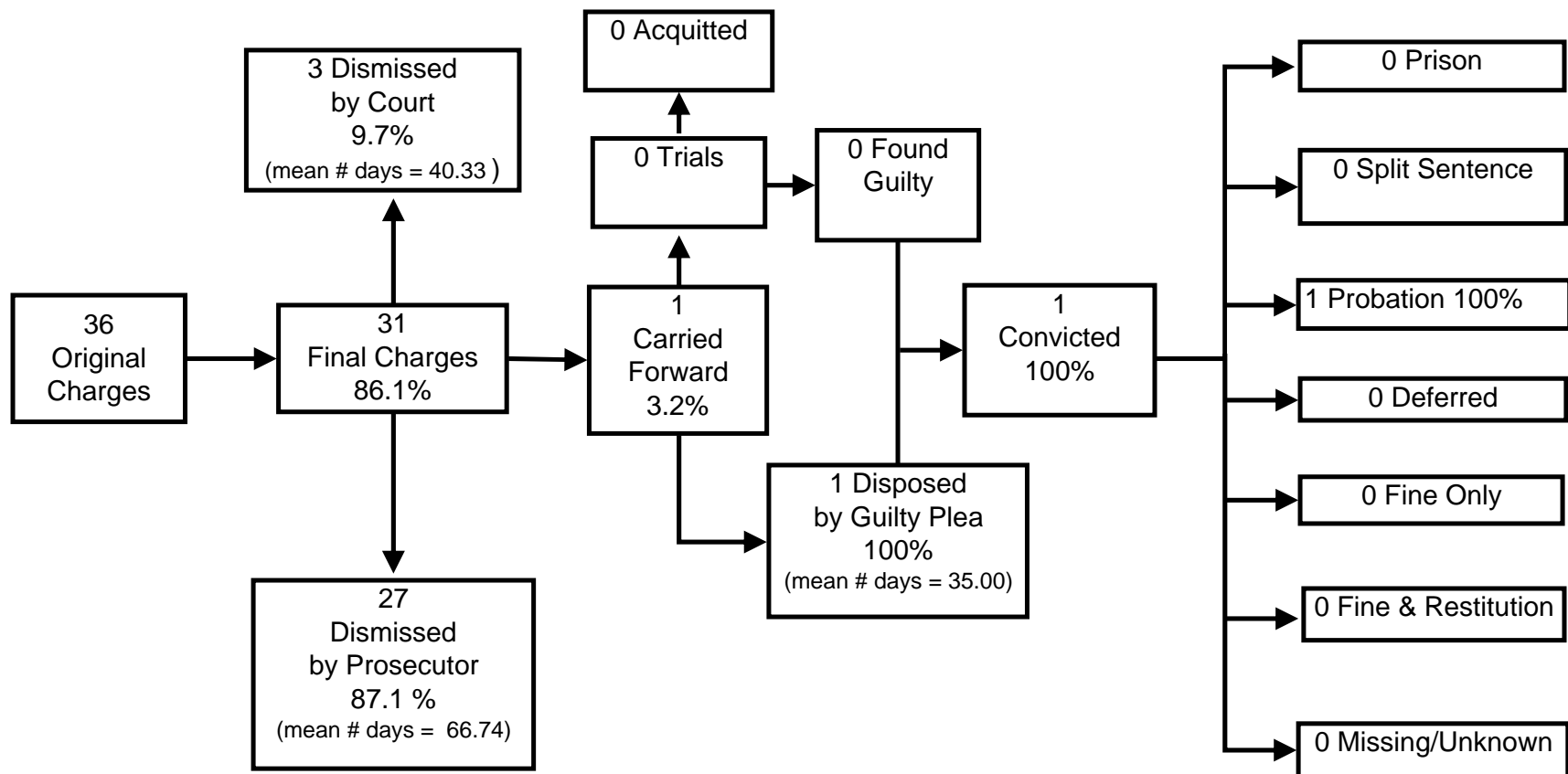
FELONY DUI INJURY RESULTING CHARGES
Offense Date = FY92-FY97, Disposition Date = FY92-FY97



NOTE: Not the official record of the State or of the Courts.
 Based on the number of charges, not the number of people.

Produced by the Vermont Center for Justice Research, 02/09.

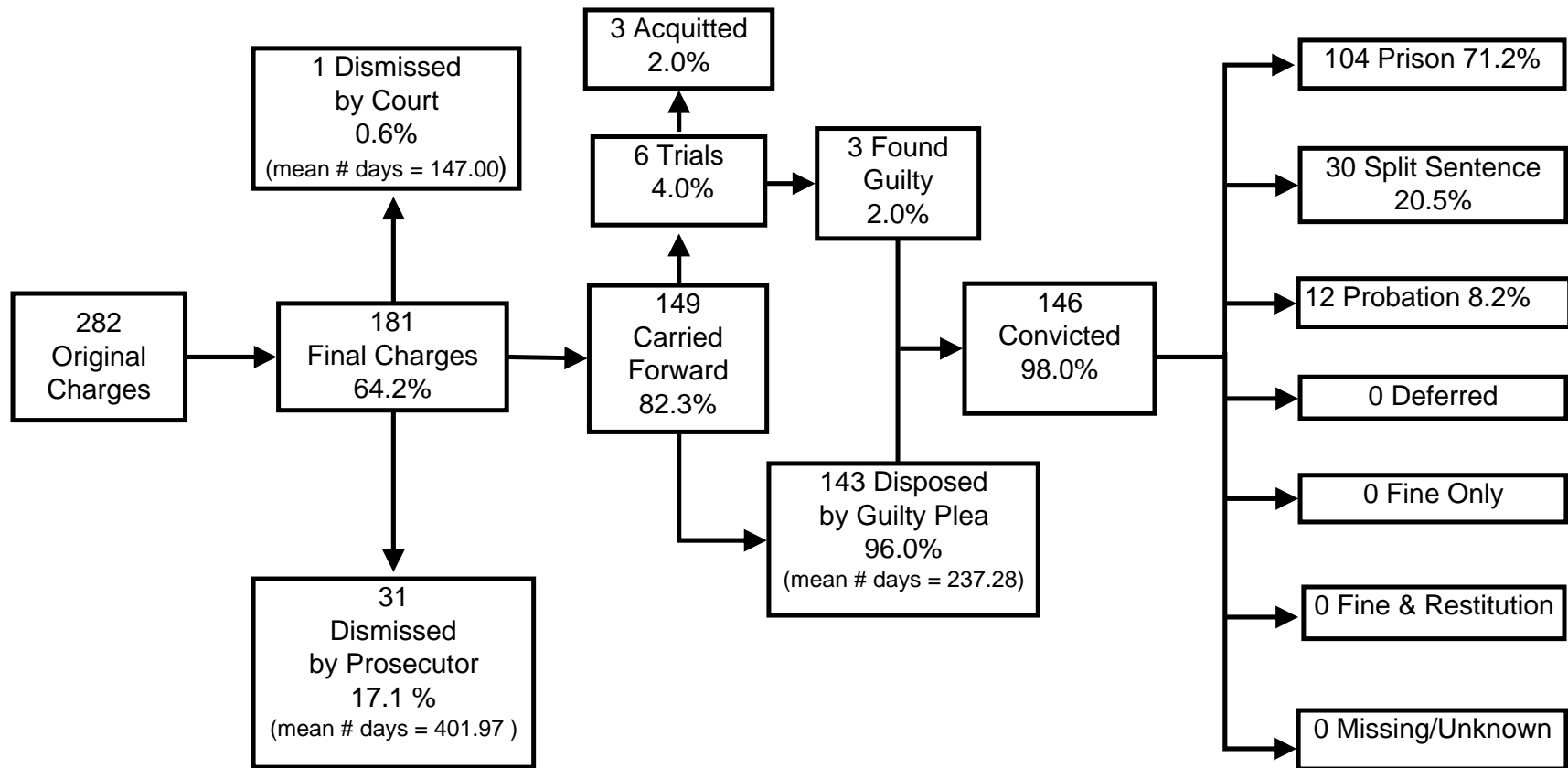
FELONY DUI UNKNOWN CHARGES
Offense Date = FY92-FY97, Disposition Date = FY92-FY97



NOTE: Not the official record of the State or of the Courts.
 Based on the number of charges, not the number of people.

Produced by the Vermont Center for Justice Research, 02/09.

FELONY DUI REFUSAL CHARGES
Offense Date = FY92-FY97, Disposition Date = FY92-FY97



NOTE: Not the official record of the State or of the Courts.
 Based on the number of charges, not the number of people.

Produced by the Vermont Center for Justice Research, 02/09.

VERMONT STATEWIDE DISTRICT COURT
MISDEMEANOR DUI OFFENSE CHARGES *, OFFENSE DATE = FY92-FY97, DISPOSITION DATE = FY92-FY07
SUMMARY SENTENCING STATISTICS, SENTENCE TYPE = INCARCERATION

	DUI 1st	DUI 2nd	DUI Unknown	DUI Refusal	Total
Minimum Sentence Length (years)					
Minimum	0.000	0.000	0.000	0.000	0.000
Maximum	2.004	1.002	1.000	1.503	2.004
Mean	0.113	0.205	0.126	0.219	0.154
Median	0.000	0.000	0.000	0.000	0.000
Standard Deviation	0.278	0.308	0.275	0.367	0.298
N	366	265	38	42	711
Maximum Sentence Length (years)					
Minimum	0.003	0.005	0.003	0.003	0.003
Maximum	2.004	2.004	2.000	2.004	2.004
Mean	0.532	0.984	0.397	0.609	0.698
Median	0.082	1.000	0.055	0.331	0.246
Standard Deviation	0.726	0.859	0.608	0.732	0.803
N	366	265	38	42	711

NOTE: Not the official record of the State or of the Courts.

* Based on the number of charges, not the number of people.

Does not include 9 sentences with invalid maximum sentence, or maximum sentence = 0 years: 5 DUI 1st, 2 DUI 2nd, 2 DUI Refusal.

Produced by the Vermont Center for Justice Research, 02/09.

C:\SJS5\Dispos\DUISentences.xls

VERMONT STATEWIDE DISTRICT COURT
MISDEMEANOR DUI OFFENSE CHARGES *, OFFENSE DATE = FY92-FY97, DISPOSITION DATE = FY92-FY07
SUMMARY SENTENCING STATISTICS, SENTENCE TYPE = SPLIT SENTENCE

	DUI 1st	DUI 2nd	DUI Unknown	DUI Drugs	DUI Refusal	Total
Minimum Sentence Length (years)						
Minimum	0.000	0.000	0.000	0.000	0.000	0.000
Maximum	1.503	1.837	1.000	1.000	1.503	1.837
Mean	0.345	0.439	0.378	0.500	0.452	0.418
Median	0.251	0.501	0.334	0.501	0.501	0.334
Standard Deviation	0.342	0.349	0.314	0.500	0.315	0.348
N	514	1,701	18	3	104	2,340
Maximum Sentence Length (years)						
Minimum	0.008	0.005	0.084	1.000	0.027	0.005
Maximum	2.004	2.004	2.000	2.000	2.004	2.004
Mean	1.275	1.321	1.246	1.334	1.266	1.308
Median	1.002	1.002	1.125	1.002	1.002	1.002
Standard Deviation	0.605	0.527	0.626	0.577	0.566	0.547
N	514	1,701	18	3	104	2,340
Days to Serve						
Minimum	1	1	2	30	1	1
Maximum	365	365	120	180	275	365
Mean	29	18	23	110	24	21
Median	10	2	3	120	3	3
Standard Deviation	42	35	35	75	44	38
N	514	1,701	18	3	104	2,340

NOTE: Not the official record of the State or of the Courts.

* Based on the number of charges, not the number of people.

Does not include 7 sentences with invalid maximum sentence, or maximum sentence = 0 years: 4 DUI 1st,3 DUI 2nd.

Produced by the Vermont Center for Justice Research, 02/09.

C:\SJS5\Dispos\DUISentences.xls

**VERMONT STATEWIDE DISTRICT COURT
MISDEMEANOR DUI OFFENSE CHARGES *, OFFENSE DATE = FY92-FY97, DISPOSITION DATE = FY92-FY07
SUMMARY SENTENCING STATISTICS, SENTENCE TYPE = PROBATION**

	DUI 1st	DUI 2nd	DUI Unknown	DUI Drugs	DUI Refusal	Total
Minimum Sentence Length (years)						
Minimum	0.000	0.000	0.000	0.000	0.000	0.000
Maximum	1.921	1.503	1.501	0.000	1.003	1.921
Mean	0.166	0.314	0.143	0.000	0.312	0.179
Median	0.000	0.251	0.000	0.000	0.251	0.000
Standard Deviation	0.245	0.330	0.231	-	0.279	0.254
N	2,984	177	139	1	132	3,433
Maximum Sentence Length (years)						
Minimum	0.003	0.011	0.027	0.501	0.014	0.003
Maximum	2.004	2.004	2.004	0.501	2.004	2.004
Mean	0.665	1.227	0.587	0.501	0.915	0.700
Median	0.501	1.002	0.501	0.501	1.000	0.501
Standard Deviation	0.533	0.576	0.471	-	0.601	0.552
N	2,984	177	139	1	132	3,433

NOTE: Not the official record of the State or of the Courts.

* Based on the number of charges, not the number of people.

Does not include 23 sentences with invalid maximum sentence, or maximum sentence = 0 years: 18 DUI 1st, 3 DUI 2nd, 2 DUI Unknown.

Produced by the Vermont Center for Justice Research, 02/09.

C:\SJS5\Dispos\DUISentences.xls

VERMONT STATEWIDE DISTRICT COURT
FELONY DUI OFFENSE CHARGES *, OFFENSE DATE = FY92-FY97, DISPOSITION DATE = FY92-FY07
SUMMARY SENTENCING STATISTICS, SENTENCE TYPE = INCARCERATION

	DUI 3rd & Subsequent	DUI Death Resulting	DUI Injury Resulting	DUI Unknown	DUI Refusal	Total
Minimum Sentence Length (years)						
Minimum	0.000	1.000	1.000	1.000	0.000	0.000
Maximum	5.000	10.000	5.000	2.000	4.000	10.000
Mean	0.974	3.563	2.126	1.750	1.135	1.026
Median	1.000	2.503	1.752	2.000	1.000	1.000
Standard Deviation	0.715	3.052	1.382	0.500	0.720	0.807
N	842	8	8	4	109	971
Maximum Sentence Length (years)						
Minimum	0.016	6.000	3.000	4.000	1.000	0.016
Maximum	15.000	15.000	15.000	5.000	5.000	15.000
Mean	3.613	11.750	6.875	4.250	3.959	3.749
Median	3.006	12.000	5.000	4.000	4.000	4.000
Standard Deviation	1.266	3.059	4.155	0.500	1.097	1.532
N	842	8	8	4	109	971

NOTE: Not the official record of the State or of the Courts.

* Based on the number of charges, not the number of people.

Produced by the Vermont Center for Justice Research, 02/09.

C:\SJS5\Dispos\DUISentences.xls

**VERMONT STATEWIDE DISTRICT COURT
 FELONY DUI OFFENSE CHARGES *, OFFENSE DATE = FY92-FY97, DISPOSITION DATE = FY92-FY07
 SUMMARY SENTENCING STATISTICS, SENTENCE TYPE = SPLIT SENTENCE**

	DUI 3rd & Subsequent	DUI Death Resulting	DUI Injury Resulting	DUI Unknown	DUI Refusal	Total
Minimum Sentence Length (years)						
Minimum	0.000	1.000	0.501	1.000	0.000	0.000
Maximum	5.000	10.000	3.000	1.000	3.000	10.000
Mean	1.021	3.900	1.251	1.000	1.066	1.077
Median	1.000	3.000	1.000	1.000	1.000	1.000
Standard Deviation	0.704	3.348	0.810	-	0.675	0.897
N	519	10	9	1	33	572
Maximum Sentence Length (years)						
Minimum	0.068	8.000	1.000	4.000	1.002	0.068
Maximum	6.000	15.000	10.000	4.000	5.000	15.000
Mean	3.122	11.000	4.778	4.000	3.304	3.298
Median	3.000	10.000	5.000	4.000	3.000	3.000
Standard Deviation	1.149	2.867	3.073	-	1.185	1.625
N	519	10	9	1	33	572
Days to Serve						
Minimum	2	60	30	120	2	2
Maximum	1,096	2,557	610	120	365	2,557
Mean	114	840	206	120	121	129
Median	120	548	120	120	120	120
Standard Deviation	125	788	199	-	91	184
N	519	10	9	1	33	572

NOTE: Not the official record of the State or of the Courts.

* Based on the number of charges, not the number of people.

Produced by the Vermont Center for Justice Research, 02/09.

C:\SJS5\Dispos\DUISentences.xls

**VERMONT STATEWIDE DISTRICT COURT
 FELONY DUI OFFENSE CHARGES *, OFFENSE DATE = FY92-FY97, DISPOSITION DATE = FY92-FY07
 SUMMARY SENTENCING STATISTICS, SENTENCE TYPE = PROBATION**

	DUI 3rd & Subsequent	DUI Injury Resulting	DUI Unknown	DUI Refusal	Total
Minimum Sentence Length (years)					
Minimum	0.000	1.000	0.000	0.000	0.000
Maximum	4.000	3.000	0.000	1.503	4.000
Mean	0.996	1.444	0.000	0.808	1.000
Median	1.000	1.000	0.000	1.000	1.000
Standard Deviation	0.774	0.882	-	0.513	0.769
N	115	9	1	13	138
Maximum Sentence Length (years)					
Minimum	1.000	2.000	3.000	1.000	1.000
Maximum	5.000	10.000	3.000	5.000	10.000
Mean	3.018	4.444	3.000	3.846	3.189
Median	3.000	3.000	3.000	4.000	3.000
Standard Deviation	1.164	2.455	-	1.463	1.355
N	115	9	1	13	138

NOTE: Not the official record of the State or of the Courts.

* Based on the number of charges, not the number of people.

Does not include 1 sentence with invalid maximum sentence, or maximum sentence = 0 years: 1 DUI 3rd & Subsequent.

Produced by the Vermont Center for Justice Research, 02/09.

C:\SJS5\Dispos\DUISentences.xls

VERMONT STATEWIDE DISTRICT COURT
MISDEMEANOR DUI OFFENSE CHARGES *, OFFENSE DATE = FY98-FY07, DISPOSITION DATE = FY98-FY07
SUMMARY SENTENCING STATISTICS, SENTENCE TYPE = INCARCERATION

	DUI 1st	DUI 2nd	DUI Drugs	DUI Refusal	Total
Minimum Sentence Length (years)					
Minimum	0.000	0.000	0.000	0.000	0.000
Maximum	2.000	1.503	1.503	1.503	2.000
Mean	0.239	0.523	0.265	0.384	0.350
Median	0.003	0.501	0.079	0.081	0.082
Standard Deviation	0.387	0.464	0.413	0.470	0.442
N	913	584	21	54	1,572
Maximum Sentence Length (years)					
Minimum	0.003	0.005	0.082	0.005	0.003
Maximum	2.000	2.004	2.004	2.004	2.004
Mean	0.730	1.452	1.077	0.974	1.011
Median	0.246	2.000	1.000	0.668	1.000
Standard Deviation	0.818	0.760	0.810	0.922	0.871
N	913	584	21	54	1,572

NOTE: Not the official record of the State or of the Courts.

* Based on the number of charges, not the number of people.

Does not include 21 sentences with invalid maximum sentence, or maximum sentence = 0 years: 5 DUI 1st, 11 DUI 2nd, 5 DUI Refusal.

Produced by the Vermont Center for Justice Research, 02/09.

C:\SJS5\Dispos\DUISentences.xls

VERMONT STATEWIDE DISTRICT COURT
MISDEMEANOR DUI OFFENSE CHARGES *, OFFENSE DATE = FY98-FY07, DISPOSITION DATE = FY98-FY07
SUMMARY SENTENCING STATISTICS, SENTENCE TYPE = SPLIT SENTENCE

	DUI 1st	DUI 2nd	DUI Drugs	DUI Refusal	Total
Minimum Sentence Length (years)					
Minimum	0.000	0.000	0.000	0.000	0.000
Maximum	1.921	1.921	1.503	1.539	1.921
Mean	0.469	0.546	0.645	0.637	0.528
Median	0.501	0.501	0.501	0.501	0.501
Standard Deviation	0.366	0.373	0.435	0.393	0.374
N	1,259	2,962	41	142	4,404
Maximum Sentence Length (years)					
Minimum	0.014	0.005	0.082	0.251	0.005
Maximum	2.004	2.004	2.004	2.004	2.004
Mean	1.279	1.431	1.500	1.441	1.388
Median	1.002	1.503	2.000	1.503	1.503
Standard Deviation	0.619	0.551	0.613	0.544	0.576
N	1,259	2,962	41	142	4,404
Days to Serve					
Minimum	1	1	1	1	1
Maximum	549	732	549	105	732
Mean	20	11	36	11	14
Median	10	3	12	5	5
Standard Deviation	41	30	87	17	34
N	1,259	2,962	41	142	4,404

NOTE: Not the official record of the State or of the Courts.

* Based on the number of charges, not the number of people.

Does not include 11 sentences with invalid maximum sentence, or maximum sentence = 0 years: 2 DUI 1st, 8 DUI 2nd, 1 DUI Drugs.

Produced by the Vermont Center for Justice Research, 02/09.

C:\SJS5\Dispos\DUISentences.xls

VERMONT STATEWIDE DISTRICT COURT
MISDEMEANOR DUI OFFENSE CHARGES *, OFFENSE DATE = FY98-FY07, DISPOSITION DATE = FY98-FY07
SUMMARY SENTENCING STATISTICS, SENTENCE TYPE = PROBATION

	DUI 1st	DUI 2nd	DUI Unknown	DUI Drugs	DUI Refusal	Total
Minimum Sentence Length (years)						
Minimum	0.000	0.000	0.000	0.000	0.000	0.000
Maximum	1.921	1.921	1.000	1.000	1.503	1.921
Mean	0.205	0.517	0.500	0.368	0.426	0.256
Median	0.084	0.501	0.501	0.334	0.501	0.251
Standard Deviation	0.248	0.334	0.500	0.272	0.328	0.287
N	6,321	1,128	3	75	78	7,605
Maximum Sentence Length (years)						
Minimum	0.003	0.022	0.164	0.082	0.246	0.003
Maximum	2.004	2.004	2.000	2.004	2.004	2.004
Mean	0.634	1.349	1.055	0.956	1.133	0.748
Median	0.501	1.002	1.002	1.002	1.002	0.501
Standard Deviation	0.544	0.554	0.919	0.614	0.492	0.604
N	6,321	1,128	3	75	78	7,605

NOTE: Not the official record of the State or of the Courts.

* Based on the number of charges, not the number of people.

Does not include 17 sentences with invalid maximum sentence, or maximum sentence = 0 years: 14 DUI 1st, 3 DUI 2nd.

Produced by the Vermont Center for Justice Research, 02/09.

C:\SJS5\Dispos\DUISentences.xls

**VERMONT STATEWIDE DISTRICT COURT
 FELONY DUI OFFENSE CHARGES *, OFFENSE DATE = FY98-FY07, DISPOSITION DATE = FY98-FY07
 SUMMARY SENTENCING STATISTICS, SENTENCE TYPE = INCARCERATION**

	DUI 3rd & Subsequent	DUI Death Resulting	DUI Injury Resulting	DUI Drugs	DUI Refusal	Total
Minimum Sentence Length (years)						
Minimum	0.000	2.000	0.418	1.000	0.000	0.000
Maximum	6.000	6.000	7.000	3.000	3.000	7.000
Mean	1.233	3.767	2.410	1.618	1.245	1.260
Median	1.000	4.000	2.000	1.503	1.000	1.000
Standard Deviation	0.716	1.067	1.617	0.820	0.657	0.761
N	2,351	15	22	5	122	2,515
Maximum Sentence Length (years)						
Minimum	0.123	10.000	4.008	2.000	0.501	0.123
Maximum	30.000	15.000	15.000	10.000	10.000	30.000
Mean	4.038	12.400	8.864	4.600	3.949	4.127
Median	4.000	12.000	8.500	3.000	4.000	4.000
Standard Deviation	1.360	2.324	4.085	3.209	1.241	1.613
N	2,351	15	22	5	122	2,515

NOTE: Not the official record of the State or of the Courts.

* Based on the number of charges, not the number of people.

Does not include 1 sentences with invalid maximum sentence, or maximum sentence = 0 years: DUI 3rd & Subsequent.

Produced by the Vermont Center for Justice Research, 02/09.

C:\SJS5\Dispos\DUISentences.xls

VERMONT STATEWIDE DISTRICT COURT
FELONY DUI OFFENSE CHARGES *, OFFENSE DATE = FY98-FY07, DISPOSITION DATE = FY98-FY07
SUMMARY SENTENCING STATISTICS, SENTENCE TYPE = SPLIT SENTENCE

	DUI 3rd & Subsequent	DUI Death Resulting	DUI Injury Resulting	DUI Drugs	DUI Refusal	Total
Minimum Sentence Length (years)						
Minimum	0.000	1.000	0.752	1.000	0.246	0.000
Maximum	5.000	10.000	8.000	3.000	4.501	10.000
Mean	1.774	4.316	2.893	2.000	2.124	1.961
Median	1.503	4.000	2.000	2.000	2.000	1.503
Standard Deviation	1.082	2.029	1.870	1.155	1.217	1.312
N	439	19	35	4	27	524
Maximum Sentence Length (years)						
Minimum	0.251	8.000	1.002	3.000	1.503	0.251
Maximum	30.000	15.000	15.000	8.000	15.000	30.000
Mean	4.028	12.211	7.929	5.000	4.316	4.607
Median	4.000	12.000	7.000	4.500	4.000	5.000
Standard Deviation	1.698	2.658	4.080	2.160	2.422	2.680
N	439	19	35	4	27	524
Days to Serve						
Minimum	2	90	2	30	2	2
Maximum	1,644	1,826	2,192	549	1,098	2,192
Mean	167	665	409	290	211	205
Median	60	549	183	290	60	60
Standard Deviation	255	536	581	300	307	321
N	439	19	35	4	27	524

NOTE: Not the official record of the State or of the Courts.

* Based on the number of charges, not the number of people.

Produced by the Vermont Center for Justice Research, 02/09.

C:\SJS5\Dispos\DUISentences.xls

VERMONT STATEWIDE DISTRICT COURT
FELONY DUI OFFENSE CHARGES *, OFFENSE DATE = FY98-FY07, DISPOSITION DATE = FY98-FY07
SUMMARY SENTENCING STATISTICS, SENTENCE TYPE = PROBATION

	DUI 3rd & Subsequent	DUI Death Resulting	DUI Injury Resulting	DUI Refusal	Total
Minimum Sentence Length (years)					
Minimum	0.000	0.251	1.000	0.501	0.000
Maximum	4.000	5.000	2.000	4.000	5.000
Mean	1.316	2.750	1.571	1.713	1.370
Median	1.000	3.000	2.000	1.503	1.000
Standard Deviation	0.876	2.385	0.535	0.945	0.914
N	186	3	7	13	209
Maximum Sentence Length (years)					
Minimum	1.000	1.000	3.000	1.253	1.000
Maximum	10.000	15.000	10.000	5.000	15.000
Mean	3.732	8.333	7.286	3.867	3.925
Median	4.000	9.000	8.000	4.000	4.000
Standard Deviation	1.321	7.024	2.928	1.234	1.748
N	186	3	7	13	209

NOTE: Not the official record of the State or of the Courts.

* Based on the number of charges, not the number of people.

Produced by the Vermont Center for Justice Research, 02/09.

C:\SJS5\Dispos\DUISentences.xls